

### Shareholding Pattern-Pre Scheme

1. Name of Listed Entity: MIRZA INTERNATIONAL LIMITED
2. Scrip Code/Name of Scrip/Class of Security: 526642, MIRZAINIT, EQUITY SHARES
3. Share Holding Pattern Filed under: Reg. Reg.31(1)(b)
  - a. if under 31(1)(b) then indicate the report for quarter ending 30/09/2021
  - b. if under 31(1)(c) then indicate date of allotment/extinguishment

4. Declaration : The Listed entity is required to submit the following declaration to the extent of submission of information:

	Particulars	YES*	NO*
a	Whether the Listed Entity has issued any partly paid up shares		NO
b	Whether the Listed Entity has issued any Convertible Securities or Warrants?		NO
c	Whether the Listed Entity has any shares against which depository receipts are issued?		NO
d	Whether the Listed Entity has any shares in locked-in?		NO
e	Whether any shares held by promoters are pledge or otherwise encumbered?		NO

\*if the Listed Entity selects the option 'NO' for the questions above, the columns for the partly paid up shares, Outstanding Convertible Securities/Warrants, depository receipts, locked-in shares, No of shares pledged or otherwise encumbered by promoters, as applicable, shall not be displayed at the time of dissemination on the Stock Exchange website. Also wherever there is 'No' declared by Listed entity in above table the values will be considered as 'Zero' by default on submission of the format of holding of specified securities.

5 The tabular format for disclosure of holding of specified securities is as follows:



Table I - Summary Statement holding of specified securities

Category	Category of Shareholder	No of Shareholders	No of fully paid up equity shares held	No of Partly paid-up equity shares held	No of Shares Underlying Depository Receipts	Total No of Shares Held (VII) = (IV)+(V)+(VI)	Shareholding as a % of total no of shares (As a % of (A+B+C2))	Number of Voting Rights held in each class of securities			No of Shares Underlying Outstanding convertible securities (Including Warrants)	Shareholding as a % assuming full conversion of convertible Securities (as a percentage of diluted share capital)	Number of Locked in Shares		Number of Shares pledged or otherwise encumbered		Number of equity shares held in dematerialized form	
								No of Voting Rights					Total as a % of (A+B+C)	No.	As a % of total Shares held	No.		As a % of total Shares held
								Class X	Class Y	Total								
(I)	(II)	(III)	(IV)	(V)	(VI)	(VII)	(VIII)	(IX)			(X)	(XI)	(XII)		(XIII)	(XIV)		
(A)	Promoter & Promoter Group	15	81550441	0	0	81550441	67.79	81550441	0	81550441	67.79	0	67.79	0	0.00	0	0.00	81550441
(B)	Public	64254	38755559	0	0	38755559	32.21	38755559	0	38755559	32.21	0	32.21	0	0.00	NA	NA	38276464
(C)	Non Promoter-Non Public																	
(C1)	Shares underlying DRs Shares held by Employes	0	0	0	0	0	NA	0	0	0	0.00	0	NA	0	0.00	NA	NA	0
(C2)	Trusts	0	0	0	0	0	0.00	0	0	0	0.00	0	0.00	0	0.00	NA	NA	0
	<b>Total:</b>	<b>64269</b>	<b>120306000</b>	<b>0</b>	<b>0</b>	<b>120306000</b>	<b>100.00</b>	<b>120306000</b>	<b>0</b>	<b>120306000</b>	<b>100.00</b>	<b>0</b>	<b>100.00</b>	<b>0</b>	<b>0.00</b>	<b>0</b>	<b>0.00</b>	<b>119826905</b>

*[Handwritten Signature]*



Table II - Statement showing shareholding pattern of the Promoter and Promoter Group

Category	Category & Name of the Shareholder	No of Shareholders	No of fully paid up equity shares held	No of Partly paid-up equity shares held	No of Shares Underlying Depository Receipts	Total No of Shares Held (IV+V+VI)	Shareholding as a % of total no of shares (calculated as per SCRR, 1957 (VIII) As a % of (A+B+C2)	Number of Voting Rights held in each class of securities			No of Shares Underlying Outstanding convertible securities (Including Warrants)	Shareholding as a % assuming full conversion of convertible Securities (as a percentage of diluted share capital) (VII)+(X) As a % of (A+B+C2)	Number of Locked in Shares		Number of Shares pledged or otherwise encumbered		Number of equity shares held in dematerialized form	
								No of Voting Rights		Total as a % of (A+B+C)			No.	As a % of total Shares held	No.	As a % of total Shares held		
								Class X	Class Y									Total
	(I)	(III)	(IV)	(V)	(VI)	(VII)	(VIII)			(IX)	(X)	(XI)	(XII)	(XIII)	(XIV)			
(1)	Indian																	
(a)	Individuals/Hindu undivided Family	13	62384071	0	0	62384071	51.85	62384071	0	62384071	51.85	0	51.85	0	0.00	0	0.00	62384071
	FAUZIA MIRZA	1	3008450	0	0	3008450	2.50	3008450	0	3008450	2.50	0	2.50	0	0.00	0	0.00	3008450
	TASNEEF AHMAD MIRZA	1	14076104	0	0	14076104	11.70	14076104	0	14076104	11.70	0	11.70	0	0.00	0	0.00	14076104
	TAUSEEF AHMAD MIRZA	1	17558453	0	0	17558453	14.59	17558453	0	17558453	14.59	0	14.59	0	0.00	0	0.00	17558453
	SHAHID AHMAD MIRZA	1	10152053	0	0	10152053	8.44	10152053	0	10152053	8.44	0	8.44	0	0.00	0	0.00	10152053
	HAYA MIRZA	1	30472	0	0	30472	0.03	30472	0	30472	0.03	0	0.03	0	0.00	0	0.00	30472
	SHUJA MIRZA	1	10202099	0	0	10202099	8.48	10202099	0	10202099	8.48	0	8.48	0	0.00	0	0.00	10202099
	FIRDAUS AMIN	1	50000	0	0	50000	0.04	50000	0	50000	0.04	0	0.04	0	0.00	0	0.00	50000
	IRAM MIRZA	1	960500	0	0	960500	0.80	960500	0	960500	0.80	0	0.80	0	0.00	0	0.00	960500
	FARAZ MIRZA	1	4798940	0	0	4798940	3.99	4798940	0	4798940	3.99	0	3.99	0	0.00	0	0.00	4798940
	RAMSHA RAHMAN	1	100000	0	0	100000	0.08	100000	0	100000	0.08	0	0.08	0	0.00	0	0.00	100000
	MASTER MUSTAFA MIRZA	1	500000	0	0	500000	0.42	500000	0	500000	0.42	0	0.42	0	0.00	0	0.00	500000
	MASTER FARZAN MIRZA	1	500000	0	0	500000	0.42	500000	0	500000	0.42	0	0.42	0	0.00	0	0.00	500000
	AMAAN MIRZA	1	447000	0	0	447000	0.37	447000	0	447000	0.37	0	0.37	0	0.00	0	0.00	447000
(b)	Central Government/State Government(s) Financial	0	0	0	0	0	0.00	0	0	0	0.00	0	0.00	0	0.00	0	0.00	0
(c)	Institutions/Banks	0	0	0	0	0	0.00	0	0	0	0.00	0	0.00	0	0.00	0	0.00	0
(d)	Any Other	0	0	0	0	0	0.00	0	0	0	0.00	0	0.00	0	0.00	0	0.00	0
	<b>Sub-Total (A)[1]</b>	<b>13</b>	<b>62384071</b>	<b>0</b>	<b>0</b>	<b>62384071</b>	<b>51.85</b>	<b>62384071</b>	<b>0</b>	<b>62384071</b>	<b>51.85</b>	<b>0</b>	<b>51.85</b>	<b>0</b>	<b>0.00</b>	<b>0</b>	<b>0.00</b>	<b>62384071</b>
(2)	Foreign																	
(a)	Resident Individuals/Foreign Individuals	2	19166370	0	0	19166370	15.93	19166370	0	19166370	15.93	0	15.93	0	0.00	0	0.00	19166370
	RASHID AHMAD MIRZA	1	13665520	0	0	13665520	11.36	13665520	0	13665520	11.36	0	11.36	0	0.00	0	0.00	13665520
	YASMIN MIRZA	1	5500850	0	0	5500850	4.57	5500850	0	5500850	4.57	0	4.57	0	0.00	0	0.00	5500850
(b)	Government	0	0	0	0	0	0.00	0	0	0	0.00	0	0.00	0	0.00	0	0.00	0
(c)	Institutions	0	0	0	0	0	0.00	0	0	0	0.00	0	0.00	0	0.00	0	0.00	0
(d)	Foreign Portfolio Investor	0	0	0	0	0	0.00	0	0	0	0.00	0	0.00	0	0.00	0	0.00	0
(e)	Any Other	0	0	0	0	0	0.00	0	0	0	0.00	0	0.00	0	0.00	0	0.00	0
	<b>Sub-Total (A)[2]</b>	<b>2</b>	<b>19166370</b>	<b>0</b>	<b>0</b>	<b>19166370</b>	<b>15.93</b>	<b>19166370</b>	<b>0</b>	<b>19166370</b>	<b>15.93</b>	<b>0</b>	<b>15.93</b>	<b>0</b>	<b>0.00</b>	<b>0</b>	<b>0.00</b>	<b>19166370</b>
	<b>Total Shareholding of Promoter and Promoter Group (A)=(A)[1]+(A)[2]</b>	<b>15</b>	<b>81550441</b>	<b>0</b>	<b>0</b>	<b>81550441</b>	<b>67.79</b>	<b>81550441</b>	<b>0</b>	<b>81550441</b>	<b>67.79</b>	<b>0</b>	<b>67.79</b>	<b>0</b>	<b>0.00</b>	<b>0</b>	<b>0.00</b>	<b>81550441</b>

*Sigant*



Table III - Statement showing shareholding pattern of the Public shareholder

Category	Category & Name of the Shareholder	PAN	No of Shareholders	No of fully paid up equity shares held	No of Partly paid-up equity shares held	No of Shares Underlying Depository Receipts	Total No of Shares Held (IV+V+VI)	Shareholding as a % of total no of shares (A+B+C2)	Number of Voting Rights held in each class of securities			No of Shares Underlying Outstanding convertible securities (Including Warrants)	Shareholding as a % assuming full conversion of convertible Securities (as a percentage of diluted share capital)	Number of Locked In Shares		Number of Shares pledged or otherwise encumbered		Number of equity shares held in dematerialized form	
									No of Voting Rights					Total as a % of (A+B+C)	No.	As a % of total Share	No.		As a % of total Share
									Class X	Class Y	Total								
	(i)	(ii)	(iii)	(iv)	(v)	(vi)	(vii)	(viii)	(ix)			(x)	(xi)	(xii)	(xiii)	(xiv)			
	Institutions																		
i)	Mutual Funds		2	4500	0	0	4500	0.00	4500	0	4500	0.00	0	0.00	0	0.00	NA	NA	4500
i)	Venture Capital Funds		0	0	0	0	0	0.00	0	0	0	0.00	0	0.00	0	0.00	NA	NA	0
i)	Alternate Investment Funds		0	0	0	0	0	0.00	0	0	0	0.00	0	0.00	0	0.00	NA	NA	0
i)	Foreign Venture Capital Investors		0	0	0	0	0	0.00	0	0	0	0.00	0	0.00	0	0.00	NA	NA	0
i)	Foreign Portfolio Investors		16	1990080	0	0	1990080	1.65	1990080	0	1990080	1.65	0	1.65	0	0.00	NA	NA	1990080
i)	Financial Institutions/Banks		2	42495	0	0	42495	0.04	42495	0	42495	0.04	0	0.04	0	0.00	NA	NA	42495
i)	Insurance Companies		0	0	0	0	0	0.00	0	0	0	0.00	0	0.00	0	0.00	NA	NA	0
i)	Provident Funds/Pension Funds		0	0	0	0	0	0.00	0	0	0	0.00	0	0.00	0	0.00	NA	NA	0
	Any Other																		
	<b>Sub Total (B)(1)</b>		<b>20</b>	<b>2037075</b>	<b>0</b>	<b>0</b>	<b>2037075</b>	<b>1.69</b>	<b>2037075</b>	<b>0</b>	<b>2037075</b>	<b>1.69</b>	<b>0</b>	<b>1.69</b>	<b>0</b>	<b>0.00</b>	<b>NA</b>	<b>NA</b>	<b>2037075</b>
i)	Central Government/State Government(s)/President of India		0	0	0	0	0	0.00	0	0	0	0.00	0	0.00	0	0.00	NA	NA	0
	<b>Sub Total (B)(2)</b>		<b>0</b>	<b>0</b>	<b>0</b>	<b>0</b>	<b>0</b>	<b>0.00</b>	<b>0</b>	<b>0</b>	<b>0</b>	<b>0.00</b>	<b>0</b>	<b>0.00</b>	<b>0</b>	<b>0.00</b>	<b>NA</b>	<b>NA</b>	<b>0</b>
	Non-Institutions																		
i)	i. Individual shareholders holding nominal share capital up to Rs.2 lakhs		63141	28791788	0	0	28791788	23.93	28791788	0	28791788	23.93	0	23.93	0	0.00	NA	NA	28317193
	ii. Individual shareholders holding nominal share capital in excess of Rs. 2 Lakhs		11	4028272	0	0	4028272	3.35	4028272	0	4028272	3.35	0	3.35	0	0.00	NA	NA	4028272
i)	NBFCs Registered with RBI		1	7000	0	0	7000	0.01	7000	0	7000	0.01	0	0.01	0	0.00	NA	NA	7000
i)	Employee Trusts		0	0	0	0	0	0.00	0	0	0	0.00	0	0.00	0	0.00	NA	NA	0
i)	Overseas Depositories (Holding DRs)(Balancing figure)		0	0	0	0	0	0.00	0	0	0	0.00	0	0.00	0	0.00	NA	NA	0
	Any Other																		
	TRUSTS		5	6100	0	0	6100	0.01	6100	0	6100	0.01	0	0.01	0	0.00	NA	NA	6100
	NON RESIDENT INDIANS		542	692736	0	0	692736	0.58	692736	0	692736	0.58	0	0.58	0	0.00	NA	NA	692736
	CLEARING MEMBERS		81	304736	0	0	304736	0.25	304736	0	304736	0.25	0	0.25	0	0.00	NA	NA	304736
	NON RESIDENT INDIAN NON REPATRIABLE		221	1272359	0	0	1272359	1.06	1272359	0	1272359	1.06	0	1.06	0	0.00	NA	NA	1272359
	BODIES CORPORATES		231	1181575	0	0	1181575	0.98	1181575	0	1181575	0.98	0	0.98	0	0.00	NA	NA	1177075
	I E P F		1	433918	0	0	433918	0.36	433918	0	433918	0.36	0	0.36	0	0.00	NA	NA	433918
	<b>Sub Total (B)(3)</b>		<b>64234</b>	<b>36718484</b>	<b>0</b>	<b>0</b>	<b>36718484</b>	<b>30.52</b>	<b>36718484</b>	<b>0</b>	<b>36718484</b>	<b>30.52</b>	<b>0</b>	<b>30.52</b>	<b>0</b>	<b>0.00</b>	<b>NA</b>	<b>NA</b>	<b>36239389</b>
	<b>Total Public Shareholding (B) = (B)(1)+(B)(2)+(B)(3)</b>		<b>64254</b>	<b>38755559</b>	<b>0</b>	<b>0</b>	<b>38755559</b>	<b>32.21</b>	<b>38755559</b>	<b>0</b>	<b>38755559</b>	<b>32.21</b>	<b>0</b>	<b>32.21</b>	<b>0</b>	<b>0.00</b>	<b>NA</b>	<b>NA</b>	<b>38276464</b>




Table IV - Statement showing shareholding pattern of the Non Promoter - Non Public Shareholder

S.No	Category & Name of the Shareholder	PAN	No of Shareholders	No of fully paid up equity shares held	No of Partly paid-up equity shares held	No of Shares Underlying Depository Receipts	Total No of Shares Held (IV+V+VI)	Shareholding as a % of total no of shares (A+B+C2)	Number of Voting Rights held in each class of securities			No of Shares Underlying Outstanding convertible securities (Including Warrants)	Shareholding as a % assuming full conversion of convertible Securities (as a percentage of diluted share)	Number of Locked in Shares		Number of Shares pledged or otherwise encumbered		Number of equity shares held in dematerialized form	
									No of Voting Rights		Total as a % of (A+B+C)			No.	As a % of total Shares held	No.	As a % of total Shares held		
									Class X	Class Y	Total								
(I)	(II)	(III)	(IV)	(V)	(VI)	(VII)	(VIII)	(IX)			(X)	(XI)	(XII)		(XIII)	(XIV)			
)	Custodian/DR Holder		0	0	0	0	0	0.00	0	0	0	0.00	0	0.00	0	0.00	NA	NA	0
)	SEBI(Share based Employee Benefit) Regulations 2014)		0	0	0	0	0	0.00	0	0	0	0.00	0	0.00	0	0.00	NA	NA	0
	<b>Total Non-Promoter-Non Public Shareholding (C) = (C)(1)+(C)(2)</b>		<b>0</b>	<b>0</b>	<b>0</b>	<b>0</b>	<b>0</b>	<b>0.00</b>	<b>0</b>	<b>0</b>	<b>0</b>	<b>0.00</b>	<b>0</b>	<b>0.00</b>	<b>0</b>	<b>0.00</b>			<b>0</b>



Table V- Statement showing details of significant beneficial owners (SBOs)

Sr. No	Details of the SBO (I)			Details of the registered owner (II)			Details of holding/ exercise of right of the SBO in the reporting company, whether direct or indirect*: (III)			Date of creation / acquisition of significant beneficial interest# (IV)
	Name	PAN/ Passport No. in case of a foreign national	Nationality	Name	PAN / Passport No. in case of a foreign national	Nationality	Whether by virtue of:			
							Shares		%	
							Voting rights		%	
							Rights on distributable dividend or any other distribution		%	
							Exercise of control		%	
							Exercise of significant influence		%	
--	--	--	--	--	--	--	0	0.00	%	--
--	--	--	--	--	--	--	0	0.00	%	--

*Diyan*



Shareholding Pattern-Post Scheme

1. Name of Listed Entity: MIRZA INTERNATIONAL LIMITED
2. Scrip Code/Name of Scrip/Class of Security: 526642, MIRZAINTE, EQUITY SHARES
3. Share Holding Pattern Filed under: Reg.31(1)(c)
4. Declaration : The Listed entity is required to submit the following declaration to the extent of submission of information:

	Particulars	YES*	NO*
a	Whether the Listed Entity has issued any partly paid up shares		No
b	Whether the Listed Entity has issued any Convertible Securities or Warrants?		No
c	Whether the Listed Entity has any shares against which depository receipts are issued?		NO
d	Whether the Listed Entity has any shares in locked-in?		No
e	Whether any shares held by promoters are pledge or otherwise encumbered?		No

\*if the Listed Entity selects the option 'NO' for the questions above, the columns for the partly paid up shares, Outstanding Convertible Securities/Warrants, depository receipts, locked-in shares, No of shares pledged or otherwise encumbered by promoters, as applicable, shall not be displayed at the time of dissemination on the Stock Exchange website. Also wherever there is 'No' declared by Listed entity in above table the values will be considered as 'Zero' by default on submission of the format of holding of specified securities.

5. The tabular format for disclosure of holding of specified securities is as follows:



The image shows a handwritten signature in black ink over a circular stamp. The stamp contains the text 'MIRZA INTERNATIONAL LIMITED' around the perimeter and a star symbol at the bottom. The signature appears to be 'Ajay Kumar'.

Table I - Summary Statement holding of specified securities

Category	Category of Shareholder	No of Shareholders	No of fully paid up equity shares held	No of Partly paid-up equity shares held	No of Shares Underlying Depository Receipts	Total No of Shares Held (VII) = (IV)+(V)+(VI)	Shareholding as a % of total no of shares (As a % of (A+B+C2))	Number of Voting Rights held in each class of securities			No of Shares Underlying Outstanding convertible securities (Including Warrants)	Shareholding as a % assuming full conversion of convertible Securities (as a percentage of diluted share capital)	Number of Locked in Shares		Number of Shares pledged or otherwise encumbered		Number of equity shares held in dematerialized form	
								No of Voting Rights		Total as a % of (A+B+C)			No.	As a % of total Shares held	No.	As a % of total Shares held		
								Class X	Class Y									Total
(I)	(II)	(III)	(IV)	(V)	(VI)	(VII)	(VIII)	(IX)			(X)	(XI)	(XII)	(XIII)	(XIV)			
(A)	Promoter & Promoter Group	16	99446341	0	0	99446341	71.96	99446341	0	99446341	71.96	0	71.96	0	0.00	0	0.00	99446341
(B)	Public	64254	38755559	0	0	38755559	28.04	38755559	0	38755559	28.04	0	28.04	0	0.00	NA	NA	38276464
(C)	Non Promoter-Non Public																	
(C1)	Shares underlying DRs	0	0	0	0	0	NA	0	0	0	0.00	0	NA	0	0.00	NA	NA	0
(C2)	Shares held by Employees Trusts	0	0	0	0	0	0.00	0	0	0	0.00	0	0.00	0	0.00	NA	NA	0
	<b>Total:</b>	<b>64270</b>	<b>138201900</b>	<b>0</b>	<b>0</b>	<b>138201900</b>	<b>100.00</b>	<b>138201900</b>	<b>0</b>	<b>138201900</b>	<b>100.00</b>	<b>0</b>	<b>100.00</b>	<b>0</b>	<b>0.00</b>	<b>0</b>	<b>0.00</b>	<b>137722805</b>






Table II - Statement showing shareholding pattern of the Promoter and Promoter Group

Category	Category & Name of the Shareholder	No of Shareholders	No of fully paid up equity shares held	No of Partly paid-up equity shares held	No of Shares Underlying Depository Receipts	Total No of Shares Held (IV+V+VI)	Shareholding as a % of total no of shares (calculated as per SCRR, 1957 (VIII) As a % of (A+B+C)	Number of Voting Rights held in each class of securities			No of Shares Underlying Outstanding convertible securities (Including Warrants)	Shareholding as a % assuming full conversion of convertible Securities (as a percentage of diluted share capital) (VII)+(X) As a % of (A+B+C2)	Number of Locked in Shares		Number of Shares pledged or otherwise encumbered		Number of equity shares held in dematerialized form	
								No of Voting Rights					Total as a % of (A+B+C)	No.	As a % of total Shares held	No.		As a % of total Shares held
								Class X	Class Y	Total								
(1)	Indian																	
(a)	Individuals/Hindu undivided Family	14	75360991	0	0	75360991	54.53	75360991	0	75360991	54.53	0	54.53	0	0.00	0	0.00	75360991
	FAUZIA MIRZA	1	3008450	0	0	3008450	2.18	3008450	0	3008450	2.18	0	2.18	0	0.00	0	0.00	3008450
	TASNEEF AHMAD MIRZA	1	17119364	0	0	17119364	12.39	17119364	0	17119364	12.39	0	12.39	0	0.00	0	0.00	17119364
	TAUSEEF AHMAD MIRZA	1	21156773	0	0	21156773	15.31	21156773	0	21156773	15.31	0	15.31	0	0.00	0	0.00	21156773
	SHAHID AHMAD MIRZA	1	13750373	0	0	13750373	9.95	13750373	0	13750373	9.95	0	9.95	0	0.00	0	0.00	13750373
	HAYA MIRZA	1	30472	0	0	30472	0.02	30472	0	30472	0.02	0	0.02	0	0.00	0	0.00	30472
	SHUJIA MIRZA	1	10202099	0	0	10202099	7.38	10202099	0	10202099	7.38	0	7.38	0	0.00	0	0.00	10202099
	FIRDAUS AMIN	1	50000	0	0	50000	0.04	50000	0	50000	0.04	0	0.00	0	0.00	0	0.00	50000
	IRAM MIRZA	1	960500	0	0	960500	0.69	960500	0	960500	0.69	0	0.69	0	0.00	0	0.00	960500
	FARAZ MIRZA	1	4798940	0	0	4798940	3.47	4798940	0	4798940	3.47	0	3.47	0	0.00	0	0.00	4798940
	RAMSHA RAHMAN	1	100000	0	0	100000	0.07	100000	0	100000	0.07	0	0.07	0	0.00	0	0.00	100000
	MASTER MUSTAFA MIRZA	1	500000	0	0	500000	0.36	500000	0	500000	0.36	0	0.36	0	0.00	0	0.00	500000
	MASTER FARZAN MIRZA	1	500000	0	0	500000	0.36	500000	0	500000	0.36	0	0.36	0	0.00	0	0.00	500000
	AMAAN MIRZA	1	447000	0	0	447000	0.32	447000	0	447000	0.32	0	0.32	0	0.00	0	0.00	447000
	IRSHAD MIRZA	1	2737020	0	0	2737020	1.99	2737020	0	2737020	1.99	0	1.99	0	0.00	0	0.00	2737020
(b)	Central Government/State Governme	0	0	0	0	0	0.00	0	0	0	0.00	0	0.00	0	0.00	0	0.00	0
(c)	Financial Institutions/Banks	0	0	0	0	0	0.00	0	0	0	0.00	0	0.00	0	0.00	0	0.00	0
(d)	Any Other	0	0	0	0	0	0.00	0	0	0	0.00	0	0.00	0	0.00	0	0.00	0
	<b>Sub-Total (A)(1)</b>	<b>14</b>	<b>75360991</b>	<b>0</b>	<b>0</b>	<b>75360991</b>	<b>54.53</b>	<b>75360991</b>	<b>0</b>	<b>75360991</b>	<b>54.53</b>	<b>0</b>	<b>54.53</b>	<b>0</b>	<b>0.00</b>	<b>0</b>	<b>0.00</b>	<b>75360991</b>
(2)	Foreign																	
(a)	Individuals (Non-Resident Individuals	2	24085350	0	0	24085350	17.43	24085350	0	24085350	17.43	0	17.43	0	0.00	0	0.00	24085350
	RASHID AHMAD MIRZA	1	18584500	0	0	18584500	13.45	18584500	0	18584500	13.45	0	13.45	0	0.00	0	0.00	18584500
	YASMIN MIRZA	1	5500850	0	0	5500850	3.98	5500850	0	5500850	3.98	0	3.98	0	0.00	0	0.00	5500850
(b)	Government	0	0	0	0	0	0.00	0	0	0	0.00	0	0.00	0	0.00	0	0.00	0
(c)	Institutions	0	0	0	0	0	0.00	0	0	0	0.00	0	0.00	0	0.00	0	0.00	0
(d)	Foreign Portfolio Investor	0	0	0	0	0	0.00	0	0	0	0.00	0	0.00	0	0.00	0	0.00	0
(e)	Any Other	0	0	0	0	0	0.00	0	0	0	0.00	0	0.00	0	0.00	0	0.00	0
	<b>Sub-Total (A)(2)</b>	<b>2</b>	<b>24085350</b>	<b>0</b>	<b>0</b>	<b>24085350</b>	<b>17.43</b>	<b>24085350</b>	<b>0</b>	<b>24085350</b>	<b>17.43</b>	<b>0</b>	<b>17.43</b>	<b>0</b>	<b>0.00</b>	<b>0</b>	<b>0.00</b>	<b>24085350</b>
	<b>Total Shareholding of Promoter and Promoter Group (A)=(A)(1)+(A)(2)</b>	<b>16</b>	<b>99446341</b>	<b>0</b>	<b>0</b>	<b>99446341</b>	<b>71.96</b>	<b>99446341</b>	<b>0</b>	<b>99446341</b>	<b>71.96</b>	<b>0</b>	<b>71.96</b>	<b>0</b>	<b>0.00</b>	<b>0</b>	<b>0.00</b>	<b>99446341</b>


*Signature*  


Table III - Statement showing shareholding pattern of the Public shareholder

Category	Category & Name of the Shareholder	PAN	No of Shareholders	No of fully paid up equity shares held	No of Partly paid-up equity shares held	No of Shares Underlying Depository Receipts	Total No of Shares Held (IV+V+VI)	Shareholding as a % of total no of shares (A+B+C2)	Number of Voting Rights held in each class of securities			No of Shares Underlying Outstanding convertible securities (Including Warrants)	Shareholding as a % assuming full conversion of convertible Securities (as a percentage of diluted share capital)	Number of Locked in Shares		Number of Shares pledged or otherwise encumbered		Number of equity shares held in dematerialized form	
									No of Voting Rights					Total as a % of (A+B+C)	No.	As a % of total Shares held	No.		As a % of total Shares held
									Class X	Class Y	Total								
	(I)	(II)	(III)	(IV)	(V)	(VI)	(VII)	(VIII)	(IX)			(X)	(XI)	(XII)		(XIII)	(XIV)		
(1)	Institutions																		
(a)	Mutual Funds		2	4500	0	0	4500	0.00	4500	0	4500	0.00	0	0.00	0	0.00	NA	NA	4500
(b)	Venture Capital Funds		0	0	0	0	0	0.00	0	0	0	0.00	0	0.00	0	0.00	NA	NA	0
(c)	Alternate Investment Funds		0	0	0	0	0	0.00	0	0	0	0.00	0	0.00	0	0.00	NA	NA	0
(d)	Foreign Venture Capital Investors		0	0	0	0	0	0.00	0	0	0	0.00	0	0.00	0	0.00	NA	NA	0
(e)	Foreign Portfolio Investors		16	1990080	0	0	1990080	1.44	1990080	0	1990080	1.44	0	1.44	0	0.00	NA	NA	1990080
(f)	Financial Institutions/Banks		2	42495	0	0	42495	0.03	42495	0	42495	0.03	0	0.03	0	0.00	NA	NA	42495
(g)	Insurance Companies		0	0	0	0	0	0.00	0	0	0	0.00	0	0.00	0	0.00	NA	NA	0
(h)	Provident Funds/Pension Funds		0	0	0	0	0	0.00	0	0	0	0.00	0	0.00	0	0.00	NA	NA	0
(i)	Any Other																		
	<b>Sub Total (B)(1)</b>		<b>20</b>	<b>2037075</b>	<b>0</b>	<b>0</b>	<b>2037075</b>	<b>1.47</b>	<b>2037075</b>	<b>0</b>	<b>2037075</b>	<b>1.47</b>	<b>0</b>	<b>1.47</b>	<b>0</b>	<b>0.00</b>	<b>NA</b>	<b>NA</b>	<b>2037075</b>
(2)	Central Government/State Government(s)/President		0	0	0	0	0	0.00	0	0	0	0.00	0	0.00	0	0.00	NA	NA	0
	<b>Sub Total (B)(2)</b>		<b>0</b>	<b>0</b>	<b>0</b>	<b>0</b>	<b>0</b>	<b>0.00</b>	<b>0</b>	<b>0</b>	<b>0</b>	<b>0.00</b>	<b>0</b>	<b>0.00</b>	<b>0</b>	<b>0.00</b>	<b>NA</b>	<b>NA</b>	<b>0</b>
(3)	Non-Institutions																		
(a)	i. Individual shareholders holding nominal share capital		63141	28791788	0	0	28791788	20.83	28791788	0	28791788	20.83	0	20.83	0	0.00	NA	NA	28317193
	ii. Individual shareholders holding nominal share capital		11	4028272	0	0	4028272	2.91	4028272	0	4028272	2.91	0	2.91	0	0.00	NA	NA	4028272
(b)	NBFCs Registered with RBI		1	7000	0	0	7000	0.01	7000	0	7000	0.01	0	0.01	0	0.00	NA	NA	7000
(c)	Employee Trusts		0	0	0	0	0	0.00	0	0	0	0.00	0	0.00	0	0.00	NA	NA	0
(d)	Overseas Depositories (Holding DRs)(Balancing figure)		0	0	0	0	0	0.00	0	0	0	0.00	0	0.00	0	0.00	NA	NA	0
(e)	Any Other																		
	TRUSTS		5	6100	0	0	6100	0.00	6100	0	6100	0.00	0	0.00	0	0.00	NA	NA	6100
	NON RESIDENT INDIANS		542	692736	0	0	692736	0.50	692736	0	692736	0.50	0	0.50	0	0.00	NA	NA	692736
	CLEARING MEMBERS		81	304736	0	0	304736	0.22	304736	0	304736	0.22	0	0.22	0	0.00	NA	NA	304736
	NON RESIDENT INDIAN NON REPATRIABLE		221	1272359	0	0	1272359	0.92	1272359	0	1272359	0.92	0	0.92	0	0.00	NA	NA	1272359
	BODIES CORPORATES		231	1181575	0	0	1181575	0.85	1181575	0	1181575	0.85	0	0.85	0	0.00	NA	NA	1177075
	IEPF		1	433918	0	0	433918	0.31	433918	0	433918	0.31	0	0.31	0	0.00	NA	NA	433918
	<b>Sub Total (B)(3)</b>		<b>64234</b>	<b>36718484</b>	<b>0</b>	<b>0</b>	<b>36718484</b>	<b>26.57</b>	<b>36718484</b>	<b>0</b>	<b>36718484</b>	<b>26.57</b>	<b>0</b>	<b>26.57</b>	<b>0</b>	<b>0.00</b>	<b>NA</b>	<b>NA</b>	<b>36239389</b>
	<b>Total Public Shareholding (B) = (B)(1)+(B)(2)+(B)(3)</b>		<b>64254</b>	<b>38755559</b>	<b>0</b>	<b>0</b>	<b>38755559</b>	<b>28.04</b>	<b>38755559</b>	<b>0</b>	<b>38755559</b>	<b>28.04</b>	<b>0</b>	<b>28.04</b>	<b>0</b>	<b>0.00</b>			<b>38276464</b>

*Signature*  


Table IV - Statement showing shareholding pattern of the Non Promoter - Non Public Shareholder

Category	Category & Name of the Shareholder	PAN	No of Shareholders	No of fully paid up equity shares held	No of Partly paid-up equity shares held	No of Shares Underlying Depository Receipts	Total No of Shares Held (IV+V+VI)	Shareholding as a % of total no of shares (A+B+C2)	Number of Voting Rights held in each class of securities			No of Shares Underlying Outstanding convertible securities (including Warrants)	Shareholding as a % assuming full conversion of convertible Securities (as a percentage of diluted share capital)	Number of Locked in Shares		Number of Shares pledged or otherwise encumbered		Number of equity shares held in dematerialized form	
									No of Voting Rights					Total as a % of (A+B+C)	No.	As a % of total Shares held	No.		As a % of total Shares held
									Class X	Class Y	Total								
	(I)	(II)	(III)	(IV)	(V)	(VI)	(VII)	(VIII)	(IX)			(X)	(XI)	(XII)		(XIII)		(XIV)	
(1)	Custodian/DR Holder		0	0	0	0	0	0.00	0	0	0	0.00	0	0.00	0	0.00	NA	NA	0
(2)	Employee Benefit Trust (under SEBI(Share based Employee Benefit) Regulations 2014)		0	0	0	0	0	0.00	0	0	0	0.00	0	0.00	0	0.00	NA	NA	0
	<b>Total Non-Promoter-Non Public Shareholding (C) = (C)(1)+(C)(2)</b>		<b>0</b>	<b>0</b>	<b>0</b>	<b>0</b>	<b>0</b>	<b>0.00</b>	<b>0</b>	<b>0</b>	<b>0</b>	<b>0.00</b>	<b>0</b>	<b>0.00</b>	<b>0</b>	<b>0.00</b>			<b>0</b>

*Signature*



Shareholding Pattern-Pre Scheme

1. Name of Listed Entity: RTS Fashions Private Limited
2. Share Holding Pattern Filed under: Reg. 31(1)(b)
3. Declaration : The Listed entity is required to submit the following declaration to the extent of submission of information:

	Particulars	YES*	NO*
a	Whether the Listed Entity has issued any partly paid up shares		No
b	Whether the Listed Entity has issued any Convertible Securities or Warrants?		No
c	Whether the Listed Entity has any shares against which depository receipts are issued?		No
d	Whether the Listed Entity has any shares in locked-in?		No
e	Whether any shares held by promoters are pledge or otherwise encumbered?		No

\*if the Listed Entity selects the option 'NO' for the questions above, the columns for the partly paid up shares, Outstanding Convertible Securities/Warrants, depository receipts, locked-in shares, No of shares pledged or otherwise encumbered by promoters, as applicable, shall not be displayed at the time of dissemination on the Stock Exchange website. Also wherever there is 'No' declared by Listed entity in above table the values will be considered as 'Zero' by default on submission of the format of holding of specified securities.

4. The tabular format for disclosure of holding of specified securities is as follows:




Table I - Summary Statement holding of specified securities

Category	Category of Shareholder	No of Shareholders	No of fully paid up equity shares held	No of Partly paid-up equity shares held	No of Shares Underlying Depository Receipts	Total No of Shares Held (VII) = (IV)+(V)+(VI)	Shareholding as a % of total no of shares (As a % of (A+B+C2))	Number of Voting Rights held in each class of securities			No of Shares Underlying Outstanding convertible securities (including Warrants)	Shareholding as a % assuming full conversion of convertible Securities (as a percentage of diluted share capital)	Number of Locked in Shares		Number of Shares pledged or otherwise encumbered		Number of equity shares held in dematerialized form	
								No of Voting Rights		Total as a % of (A+B+C)			No.	As a % of total Shares held	No.	As a % of total Shares held		
								Class X	Class Y	Total								
(i)	(ii)	(iii)	(iv)	(v)	(vi)	(vii)	(viii)	(ix)			(x)	(xi)	(xii)		(xiii)	(xiv)		
(A)	Promoter & Promoter G	5	8134500	0	0	8134500	100.00	8134500	0	8134500	100.00	0	100.00	0	0.00	0	0.00	0
(B)	Public	0	0	0	0	0	0.00	0	0	0	0.00	0	0.00	0	0.00	NA	NA	0
(C)	Non Promoter-Non Public																	
(C1)	Shares underlying DRs	0	0	0	0	0	NA	0	0	0	0.00	0	NA	0	0.00	NA	NA	0
(C2)	Shares held by Employee	0	0	0	0	0	0.00	0	0	0	0.00	0	0.00	0	0.00	NA	NA	0
	<b>Total:</b>	<b>5</b>	<b>8134500</b>	<b>0</b>	<b>0</b>	<b>8134500</b>	<b>100.00</b>	<b>8134500</b>	<b>0</b>	<b>8134500</b>	<b>100.00</b>	<b>0</b>	<b>100.00</b>	<b>0</b>	<b>0.00</b>	<b>0</b>	<b>0.00</b>	<b>0</b>



Table II - Statement showing shareholding pattern of the Promoter and Promoter Group

Category	Category & Name of the Shareholder	No of Shareholders	No of fully paid up equity shares held	No of Partly paid-up equity shares held	No of Shares Underlying Depository Receipts	Total No of Shares Held (IV+V+VI)	Shareholding as a % of total no of shares (calculated as per SCRR, 1957 (VIII) As a % of (A+B+C2)	Number of Voting Rights held in each class of securities			No of Shares Underlying Outstanding convertible securities (Including Warrants)	Shareholding as a % assuming full conversion of convertible Securities (as a percentage of diluted share capital) (VII)+(X) As a % of (A+B+C2)	Number of Locked in Shares		Number of Shares pledged or otherwise encumbered		Number of equity shares held in dematerialized form	
								No of Voting Rights					Total as a % of (A+B+C)	No.	As a % of total Shares held.	No.		As a % of total Shares held
								Class X	Class Y	Total								
	(I)	(III)	(IV)	(V)	(VI)	(VII)	(VIII)	(IX)			(X)	(XI)	(XII)		(XIII)	(XIV)		
(1)	Indian																	
(a)	Individuals/Hindu undivided Family	4	5898600	0	0	5898600	72.51	5898600	0	5898600	72.51	0	72.51	0	0.00	0	0.00	0
	IRSHAD MIRZA	1	1244100	0	0	1244100	15.29	1244100	0	1244100	15.29	0	15.29	0	0.00	0	0.00	0
	TASNEEF AHMAD MIRZA	1	1383300	0	0	1383300	17.01	1383300	0	1383300	17.01	0	17.01	0	0.00	0	0.00	0
	TAUSEEF AHMAD MIRZA	1	1635600	0	0	1635600	20.10	1635600	0	1635600	20.10	0	20.10	0	0.00	0	0.00	0
	SHAHID AHMAD MIRZA	1	1635600	0	0	1635600	20.10	1635600	0	1635600	20.10	0	20.10	0	0.00	0	0.00	0
(b)	Central Government/State Government(s)	0	0	0	0	0	0.00	0	0	0	0.00	0	0.00	0	0.00	0	0.00	0
(c)	Financial Institutions/Banks	0	0	0	0	0	0.00	0	0	0	0.00	0	0.00	0	0.00	0	0.00	0
(d)	Any Other	0	0	0	0	0	0.00	0	0	0	0.00	0	0.00	0	0.00	0	0.00	0
	<b>Sub-Total (A)(1)</b>	<b>4</b>	<b>5898600</b>	<b>0</b>	<b>0</b>	<b>5898600</b>	<b>72.51</b>	<b>5898600</b>	<b>0</b>	<b>5898600</b>	<b>72.51</b>	<b>0</b>	<b>72.51</b>	<b>0</b>	<b>0.00</b>	<b>0</b>	<b>0.00</b>	<b>0</b>
(2)	Foreign																	
(a)	Individuals (Non-Resident Individuals/Foreign Nationals)	1	2235900	0	0	1	27.49	2235900	0	2235900	27.49	0	27.49	0	0.00	0	0.00	24085350
	RASHID AHMAD MIRZA *	1	2235900	0	0	1	27.49	2235900	0	2235900	27.49	0	27.49	0	0.00	0	0.00	18584500
(b)	Government	0	0	0	0	0	0.00	0	0	0	0.00	0	0.00	0	0.00	0	0.00	0
(c)	Institutions	0	0	0	0	0	0.00	0	0	0	0.00	0	0.00	0	0.00	0	0.00	0
(d)	Foreign Portfolio Investor	0	0	0	0	0	0.00	0	0	0	0.00	0	0.00	0	0.00	0	0.00	0
(e)	Any Other	0	0	0	0	0	0.00	0	0	0	0.00	0	0.00	0	0.00	0	0.00	0
	<b>Sub-Total (A)(2)</b>	<b>1</b>	<b>2235900</b>	<b>0</b>	<b>0</b>	<b>1</b>	<b>27.49</b>	<b>2235900</b>	<b>0</b>	<b>2235900</b>	<b>27.49</b>	<b>0</b>	<b>27.49</b>	<b>0</b>	<b>0.00</b>	<b>0</b>	<b>0.00</b>	<b>24085350</b>
	<b>and Promoter Group (A)=(A)(1)+(A)(2)</b>	<b>5</b>	<b>8134500</b>	<b>0</b>	<b>0</b>	<b>5898601</b>	<b>100.00</b>	<b>8134500</b>	<b>0</b>	<b>8134500</b>	<b>100.00</b>	<b>0</b>	<b>100.00</b>	<b>0</b>	<b>0.00</b>	<b>0</b>	<b>0.00</b>	<b>24085350</b>



Table III - Statement showing shareholding pattern of the Public shareholder

Category	Category & Name of the Shareholder	PAN	No of Shareholders	No of fully paid up equity shares held	No of Partly paid-up equity shares held	No of Shares Underlying Depository Receipts	Total No of Shares Held (IV+V+VI)	Shareholding as a % of total no of shares (A+B+C2)	Number of Voting Rights held in each class of securities			No of Shares Underlying Outstanding convertible securities (including Warrants)	Shareholding as a % assuming full conversion of convertible Securities (as a percentage of diluted share capital)	Number of Locked in Shares		Number of Shares pledged or otherwise encumbered		Number of equity shares held in dematerialized form
									No of Voting Rights		Total as a % of (A+B+C)			No.	As a % of total Shares held	No.	As a % of total Shares held	
									Class X	Class Y	Total							
	(I)	(II)	(III)	(IV)	(V)	(VI)	(VII)	(VIII)	(IX)			(X)	(XI)	(XII)		(XIII)	(XIV)	
(1)	Institutions																	
(a)	Mutual Funds		0	0	0	0	0	0	0	0	0	0	0	0	0	0	0	0
(b)	Venture Capital Funds		0	0	0	0	0	0	0	0	0	0	0	0	0	0	0	0
(c)	Alternate Investment Funds		0	0	0	0	0	0	0	0	0	0	0	0	0	0	0	0
(d)	Foreign Venture Capital Investors		0	0	0	0	0	0	0	0	0	0	0	0	0	0	0	0
(e)	Foreign Portfolio Investors		0	0	0	0	0	0	0	0	0	0	0	0	0	0	0	0
(f)	Financial Institutions/Banks		0	0	0	0	0	0	0	0	0	0	0	0	0	0	0	0
(g)	Insurance Companies		0	0	0	0	0	0	0	0	0	0	0	0	0	0	0	0
(h)	Provident Funds/Pension Funds		0	0	0	0	0	0	0	0	0	0	0	0	0	0	0	0
(i)	Any Other		0	0	0	0	0	0	0	0	0	0	0	0	0	0	0	0
	<b>Sub Total (B)(1)</b>		0	0	0	0	0	0	0	0	0	0	0	0	0	0	0	0
(2)	Central Government/State Government(s)/President of India		0	0	0	0	0	0	0	0	0	0	0	0	0	0	0	0
	<b>Sub Total (B)(2)</b>		0	0	0	0	0	0	0	0	0	0	0	0	0	0	0	0
(3)	Non-Institutions		0	0	0	0	0	0	0	0	0	0	0	0	0	0	0	0
(a)	i. Individual shareholders holding nominal share capital up to Rs.2		0	0	0	0	0	0	0	0	0	0	0	0	0	0	0	0
	ii. Individual shareholders holding nominal share capital in excess of Rs. 2 Lakhs		0	0	0	0	0	0	0	0	0	0	0	0	0	0	0	0
			0	0	0	0	0	0	0	0	0	0	0	0	0	0	0	0
(b)	NBFCs Registered with RBI		0	0	0	0	0	0	0	0	0	0	0	0	0	0	0	0
(c)	Employee Trusts		0	0	0	0	0	0	0	0	0	0	0	0	0	0	0	0
(d)	Overseas Depositories (Holding DRs)(Balancing figure)		0	0	0	0	0	0	0	0	0	0	0	0	0	0	0	0
(e)	Any Other		0	0	0	0	0	0	0	0	0	0	0	0	0	0	0	0
	TRUSTS		0	0	0	0	0	0	0	0	0	0	0	0	0	0	0	0
	NON RESIDENT INDIANS		0	0	0	0	0	0	0	0	0	0	0	0	0	0	0	0
	CLEARING MEMBERS		0	0	0	0	0	0	0	0	0	0	0	0	0	0	0	0
	NON RESIDENT INDIAN NON REPATRIABLE		0	0	0	0	0	0	0	0	0	0	0	0	0	0	0	0
	BODIES CORPORATES		0	0	0	0	0	0	0	0	0	0	0	0	0	0	0	0
	I E P F		0	0	0	0	0	0	0	0	0	0	0	0	0	0	0	0
	<b>Sub Total (B)(3)</b>		0	0	0	0	0	0	0	0	0	0	0	0	0	0	0	0
	<b>Total Public Shareholding (B) = (B)(1)+(B)(2)+(B)(3)</b>		0	0	0	0	0	0	0	0	0	0	0	0	0	0	0	0



Table IV - Statement showing shareholding pattern of the Non Promoter - Non Public Shareholder

Category	Category & Name of the Shareholder	PAN	No of Shareholders	No of fully paid up equity shares held	No of Partly paid-up equity shares held	No of Shares Underlying Depository Receipts	Total No of Shares Held (IV+V+VI)	Shareholding as a % of total no of shares (A+B+C2)	Number of Voting Rights held in each class of securities			No of Shares Underlying Outstanding convertible securities (Including Warrants)	Shareholding as a % assuming full conversion of convertible Securities (as a percentage of diluted share capital)	Number of Locked in Shares		Number of Shares pledged or otherwise encumbered		Number of equity shares held in dematerialized form	
									No of Voting Rights		Total as a % of (A+B+C)			No.	As a % of total Shares held	No.	As a % of total Shares held		
									Class X	Class Y	Total								
(I)	(II)	(III)	(IV)	(V)	(VI)	(VII)	(VIII)	(IX)			(X)	(XI)	(XII)		(XIII)		(XIV)		
(1)	Custodian/DR Holder		0	0	0	0	0	0.00	0	0	0	0.00	0	0.00	0	0.00	NA	NA	0
(2)	Employee Benefit Trust (under SEBI(Share based Employee Benefit) Regulations 2014)		0	0	0	0	0	0.00	0	0	0	0.00	0	0.00	0	0.00	NA	NA	0
	<b>Total Non-Promoter-Non Public Shareholding (C) = (C)(1)+(C)(2)</b>		0	0	0	0	0	0.00	0	0	0	0.00	0	0.00	0	0.00			0






Shareholding Pattern-Pre Scheme

1. Name of Listed Entity: Redtape Limited
2. Share Holding Pattern Filed under: Reg. 31(1)(b)
3. Declaration : The Listed entity is required to submit the following declaration to the extent of submission of information:

	Particulars	YES*	NO*
a	Whether the Listed Entity has issued any partly paid up shares		No
b	Whether the Listed Entity has issued any Convertible Securities or Warrants?		NO
c	Whether the Listed Entity has any shares against which depository receipts are issued?		No
d	Whether the Listed Entity has any shares in locked-in?		No
e	Whether any shares held by promoters are pledge or otherwise encumbered?		No

\*if the Listed Entity selects the option 'NO' for the questions above, the columns for the partly paid up shares, Outstanding Convertible Securities/Warrants, depository receipts, locked-in shares, No of shares pledged or otherwise encumbered by promoters, as applicable, shall not be displayed at the time of dissemination on the Stock Exchange website. Also wherever there is 'No' declared by Listed entity in above table the values will be considered as 'Zero' by default on submission of the format of holding of specified securities.

*[Handwritten Signature]*



4. The tabular format for disclosure of holding of specified securities is as follows:

Table I - Summary Statement holding of specified securities

Category	Category of Shareholder	No of Shareholders	No of fully paid up equity shares held	No of Partly paid-up equity shares held	No of Shares Underlying Depository Receipts	Total No of Shares Held (VII) = (IV)+(V)+(VI)	Shareholding as a % of total no of shares (As a % of (A+B+C2))	Number of Voting Rights held in each class of securities			No of Shares Underlying Outstanding convertible securities (including Warrants)	Shareholding as a % assuming full conversion of convertible Securities (as a percentage of diluted share capital)	Number of Locked in Shares		Number of Shares pledged or otherwise encumbered		Number of equity shares held in dematerialized form	
								No of Voting Rights		Total as a % of (A+B+C)			No.	As a % of total Shares held	No.	As a % of total Shares held		
								Class X (IX)	Class Y	Total			(X)	(XI)	(XII)	(XIII)		(XIV)
(I)	(II)	(III)	(IV)	(V)	(VI)	(VII)	(VIII)	(IX)		(X)	(XI)	(XII)	(XIII)	(XIV)	(XV)			
(A)	Promoter & Promoter Group	7	50000	0	0	50000	100.00	50000	0	50000	100.00	0	100.00	0	0.00	0	0.00	0
(B)	Public	0	0	0	0	0	0.00	0	0	0	0.00	0	0.00	0	0.00	NA	NA	0
(C)	Non Promoter-Non Public																	
(C1)	Shares underlying DRs	0	0	0	0	0	NA	0	0	0	0.00	0	NA	0	0.00	NA	NA	0
(C2)	Shares held by Employes Trusts	0	0	0	0	0	0.00	0	0	0	0.00	0	0.00	0	0.00	NA	NA	0
	<b>Total:</b>	<b>7</b>	<b>50000</b>	<b>0</b>	<b>0</b>	<b>50000</b>	<b>100.00</b>	<b>50000</b>	<b>0</b>	<b>50000</b>	<b>100.00</b>	<b>0</b>	<b>100.00</b>	<b>0</b>	<b>0.00</b>	<b>0</b>	<b>0.00</b>	<b>0</b>

*Shyam*



Table II - Statement showing shareholding pattern of the Promoter and Promoter Group

Category	Category & Name of the Shareholder	No of Shareholders	No of fully paid up equity shares held	No of Partly paid-up equity shares held	No of Shares Underlying Depository Receipts	Total No of Shares Held (IV+V+VI)	Shareholding as a % of total no of shares (calculated as per SCRR, 1957 (VIII) As a % of (A+B+C2)	Number of Voting Rights held in each class of securities			No of Shares Underlying Outstanding convertible securities (Including Warrants)	Shareholding as a % assuming full conversion of convertible Securities (as a percentage of diluted share capital) (VII)+(X) As a % of (A+B+C2)	Number of Locked in Shares		Number of Shares pledged or otherwise encumbered		Number of equity shares held in dematerialized form	
								No of Voting Rights		Total as a % of (A+B+C)			No.	As a % of total Shares held	No.	As a % of total Shares held		
								Class X	Class Y	Total								
	(i)	(iii)	(iv)	(v)	(vi)	(vii)	(viii)	(ix)			(x)	(xi)	(xii)		(xiii)		(xiv)	
(1)	Indian																	
(a)	Individuals/Hindu undivided Family	6	49999	0	0	49999	99.99	49999	0	49999	99.99	0	99.99	0	0.00	0	0.00	0
	MIRZA INTERNATIONAL LIMITED	1	49994	0	0	49994	99.99	49994	0	49994	99.99	0	99.99	0	0.00	0	0.00	0
	TASNEEF AHMAD MIRZA *	1	1	0	0	1	0.00	1	0	1	0.00	0	0.00	0	0.00	0	0.00	0
	TAUSEEF AHMAD MIRZA *	1	1	0	0	1	0.00	1	0	1	0.00	0	0.00	0	0.00	0	0.00	0
	SHAHID AHMAD MIRZA *	1	1	0	0	1	0.00	1	0	1	0.00	0	0.00	0	0.00	0	0.00	0
	SHUJA MIRZA *	1	1	0	0	1	0.00	1	0	1	0.00	0	0.00	0	0.00	0	0.00	0
	FARAZ MIRZA *	1	1	0	0	1	0.00	1	0	1	0.00	0	0.00	0	0.00	0	0.00	0
(b)	Central Government/State Government	0	0	0	0	0	0.00	0	0	0	0.00	0	0.00	0	0.00	0	0.00	0
(c)	Financial Institutions/Banks	0	0	0	0	0	0.00	0	0	0	0.00	0	0.00	0	0.00	0	0.00	0
(d)	Any Other	0	0	0	0	0	0.00	0	0	0	0.00	0	0.00	0	0.00	0	0.00	0
	<b>Sub-Total (A)(1)</b>	<b>6</b>	<b>49999</b>	<b>0</b>	<b>0</b>	<b>49999</b>	<b>99.99</b>	<b>49999</b>	<b>0</b>	<b>49999</b>	<b>99.99</b>	<b>0</b>	<b>99.99</b>	<b>0</b>	<b>0.00</b>	<b>0</b>	<b>0.00</b>	<b>0</b>
(2)	Foreign																	
(a)	Individuals/Foreign Individuals	1	1	0	0	1	0.01	1	0	1	0.01	0	0.01	0	0.00	0	0.00	0
	RASHID AHMAD MIRZA *	1	1	0	0	1	0.00	1	0	1	0.00	0	0.00	0	0.00	0	0.00	0
(b)	Government	0	0	0	0	0	0.00	0	0	0	0.00	0	0.00	0	0.00	0	0.00	0
(c)	Institutions	0	0	0	0	0	0.00	0	0	0	0.00	0	0.00	0	0.00	0	0.00	0
(d)	Foreign Portfolio Investor	0	0	0	0	0	0.00	0	0	0	0.00	0	0.00	0	0.00	0	0.00	0
(e)	Any Other	0	0	0	0	0	0.00	0	0	0	0.00	0	0.00	0	0.00	0	0.00	0
	<b>Sub-Total (A)(2)</b>	<b>1</b>	<b>1</b>	<b>0</b>	<b>0</b>	<b>1</b>	<b>0.01</b>	<b>1</b>	<b>0</b>	<b>1</b>	<b>0.01</b>	<b>0</b>	<b>0.01</b>	<b>0</b>	<b>0.00</b>	<b>0</b>	<b>0.00</b>	<b>0</b>
	<b>Total Shareholding of Promoter and Promoter Group (A)=(A)(1)+(A)(2)</b>	<b>7</b>	<b>50000</b>	<b>0</b>	<b>0</b>	<b>50000</b>	<b>100.00</b>	<b>50000</b>	<b>0</b>	<b>50000</b>	<b>100.00</b>	<b>0</b>	<b>100.00</b>	<b>0</b>	<b>0.00</b>	<b>0</b>	<b>0.00</b>	<b>0</b>

\*Nominee Shareholders of Mirza International Limited

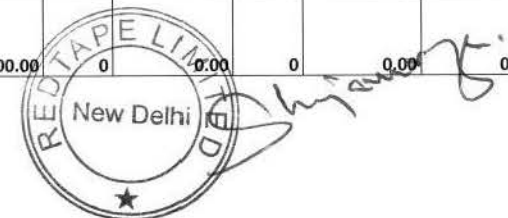


Table III - Statement showing shareholding pattern of the Public shareholder

Category	Category & Name of the Shareholder	PAN	No of Shareholders	No of fully paid up equity shares held	No of Partly paid-up equity shares held	No of Shares Underlying Depository Receipts	Total No of Shares Held (IV+V+VI)	Shareholding as a % of total no of shares (A+B+C2)	Number of Voting Rights held in each class of securities			No of Shares Underlying Outstanding convertible securities (Including Warrants)	Shareholding as a % assuming full conversion of convertible Securities (as a percentage of diluted share capital)	Number of Locked in Shares		Number of Shares pledged or otherwise encumbered		Number of equity shares held in dematerialized form	
									No of Voting Rights					Total as a % of (A+B+C)	No.	As a % of total Shares held	No.		As a % of total shares held
									Class X	Class Y	Total								
	(i)	(ii)	(iii)	(iv)	(v)	(vi)	(vii)	(viii)	(ix)	(x)	(xi)	(xii)	(xiii)	(xiv)					
(1)	Institutions																		
(a)	Mutual Funds		0	0	0	0	0	0	0	0	0	0	0	0	0.00	NA	NA	0	
(b)	Venture Capital Funds		0	0	0	0	0	0	0	0	0	0	0	0.00	NA	NA	0		
(c)	Alternate Investment Funds		0	0	0	0	0	0	0	0	0	0	0	0.00	NA	NA	0		
(d)	Foreign Venture Capital Investors		0	0	0	0	0	0	0	0	0	0	0	0.00	NA	NA	0		
(e)	Foreign Portfolio Investors		0	0	0	0	0	0	0	0	0	0	0	0.00	NA	NA	0		
(f)	Financial Institutions/Banks		0	0	0	0	0	0	0	0	0	0	0	0.00	NA	NA	0		
(g)	Insurance Companies		0	0	0	0	0	0	0	0	0	0	0	0.00	NA	NA	0		
(h)	Provident Funds/Pension Funds		0	0	0	0	0	0	0	0	0	0	0	0.00	NA	NA	0		
(i)	Any Other		0	0	0	0	0	0	0	0	0	0	0	0.00	NA	NA	0		
	<b>Sub Total (B)(1)</b>		0	0	0	0	0	0	0	0	0	0	0	0.00	NA	NA	0		
(2)	Government(s)/President of India		0	0	0	0	0	0	0	0	0	0	0	0.00	NA	NA	0		
	<b>Sub Total (B)(2)</b>		0	0	0	0	0	0	0	0	0	0	0	0.00	NA	NA	0		
(3)	Non-Institutions		0	0	0	0	0	0	0	0	0	0	0	0.00	NA	NA	0		
(a)	i. Individual shareholders holding nominal share capital up to Rs.2		0	0	0	0	0	0	0	0	0	0	0	0.00	NA	NA	0		
	ii. Individual shareholders holding nominal share capital in excess of		0	0	0	0	0	0	0	0	0	0	0	0.00	NA	NA	0		
			0	0	0	0	0	0	0	0	0	0	0	0.00	NA	NA	0		
(b)	NBFCs Registered with RBI		0	0	0	0	0	0	0	0	0	0	0	0.00	NA	NA	0		
(c)	Employee Trusts		0	0	0	0	0	0	0	0	0	0	0	0.00	NA	NA	0		
(d)	Overseas Depositories (Holding DRs)(Balancing figure)		0	0	0	0	0	0	0	0	0	0	0	0.00	NA	NA	0		
(e)	Any Other		0	0	0	0	0	0	0	0	0	0	0	0.00	NA	NA	0		
	<b>TRUSTS</b>		0	0	0	0	0	0	0	0	0	0	0	0.00	NA	NA	0		
	<b>NON RESIDENT INDIANS</b>		0	0	0	0	0	0	0	0	0	0	0	0.00	NA	NA	0		
	<b>CLEARING MEMBERS</b>		0	0	0	0	0	0	0	0	0	0	0	0.00	NA	NA	0		
	<b>NON RESIDENT INDIAN NON REPATRIABLE</b>		0	0	0	0	0	0	0	0	0	0	0	0.00	NA	NA	0		
	<b>BODIES CORPORATES</b>		0	0	0	0	0	0	0	0	0	0	0	0.00	NA	NA	0		
	<b>I E P F</b>		0	0	0	0	0	0	0	0	0	0	0	0.00	NA	NA	0		
	<b>Sub Total (B)(3)</b>		0	0	0	0	0	0	0	0	0	0	0	0.00	NA	NA	0		
	<b>Total Public Shareholding (B) = (B)(1)+(B)(2)+(B)(3)</b>		0	0	0	0	0	0	0	0	0	0	0	0.00	NA	NA	0		



*Shamir*

Table IV - Statement showing shareholding pattern of the Non Promoter - Non Public Shareholder

Category	Category & Name of the Shareholder	PAN	No of Shareholders	No of fully paid up equity shares held	No of Partly paid-up equity shares held	No of Shares Underlying Depository Receipts	Total No of Shares Held (IV+V+VI)	Shareholding as a % of total no of shares (A+B+C2)	Number of Voting Rights held in each class of securities			No of Shares Underlying Outstanding convertible securities (Including Warrants)	Shareholding as a % assuming full conversion of convertible Securities (as a percentage of diluted share capital)	Number of Locked in Shares		Number of Shares pledged or otherwise encumbered		Number of equity shares held in dematerialized form	
									No of Voting Rights					Total as a % of (A+B+C)	No.	As a % of total Shares held	No.		As a % of total Shares held
									Class X	Class Y	Total								
	(I)	(II)	(III)	(IV)	(V)	(VI)	(VII)	(VIII)	(IX)			(X)	(XI)	(XII)		(XIII)		(XIV)	
(1)	Custodian/DR Holder		0	0	0	0	0	0.00	0	0	0	0.00	0	0.00	0	0.00	NA	NA	0
(2)	Employee Benefit Trust (under SEBI(Share based Employee Benefit) Regulations 2014)		0	0	0	0	0	0.00	0	0	0	0.00	0	0.00	0	0.00	NA	NA	0
	<b>Total Non-Promoter-Non Public Shareholding (C) = (C)(1)+(C)(2)</b>		<b>0</b>	<b>0</b>	<b>0</b>	<b>0</b>	<b>0</b>	<b>0.00</b>	<b>0</b>	<b>0</b>	<b>0</b>	<b>0.00</b>	<b>0</b>	<b>0.00</b>	<b>0</b>	<b>0.00</b>			<b>0</b>



*Shyam*

Shareholding Pattern-Post Scheme

1. Name of Listed Entity: Redtape Limited
2. Share Holding Pattern Filed under: Reg. 31(1)(c)
3. Declaration : The Listed entity is required to submit the following declaration to the extent of submission of information:

	Particulars	YES*	NO*
a	Whether the Listed Entity has issued any partly paid up shares		NO
b	Whether the Listed Entity has issued any Convertible Securities or Warrants?	YES	
c	Whether the Listed Entity has any shares against which depository receipts are issued?		NO
d	Whether the Listed Entity has any shares in locked-in?		NO
e	Whether any shares held by promoters are pledge or otherwise encumbered?		NO

\*if the Listed Entity selects the option 'NO' for the questions above, the columns for the partly paid up shares, Outstanding Convertible Securities/Warrants, depository receipts, locked-in shares, No of shares pledged or otherwise encumbered by promoters, as applicable, shall not be displayed at the time of dissemination on the Stock Exchange website. Also wherever there is 'No' declared by Listed entity in above table the values will be considered as 'Zero' by default on submission of the format of holding of specified securities.

- 5 The tabular format for disclosure of holding of specified securities is as follows:



Table I - Summary Statement holding of specified securities

Category	Category of Shareholder	No of Shareholders	No of fully paid up equity shares held	No of Partly paid-up equity shares held	No of Shares Underlying Depository Receipts	Total No of Shares Held (VII) = (IV)+(V)+(VI)	Shareholding as a % of total no of shares (As a % of (A+B+C2))	Number of Voting Rights held in each class of securities			No of Shares Underlying Outstanding convertible securities (Including Warrants)	Shareholding as a % assuming full conversion of convertible Securities (as a percentage of diluted share capital)	Number of Locked In Shares		Number of Shares pledged or otherwise encumbered		Number of equity shares held in dematerialized form	
								No of Voting Rights					Total as a % of (A+B+C)	No.	As a % of total Shares held	No.		As a % of total Shares held
								Class X	Class Y	Total								
(i)	(ii)	(iii)	(iv)	(v)	(vi)	(vii)	(viii)	(ix)			(x)	(xi)	(xii)		(xiii)	(xiv)		
(A)	Promoter & Promoter Group	16	99446341	0	0	99446341	71.96	99446341	0	99446341	71.96	0	71.96	0	0.00	0	0.00	99446341
(B)	Public	64254	38755559	0	0	38755559	28.04	38755559	0	38755559	28.04	0	28.04	0	0.00	NA	NA	38276464
(C)	Non Promoter-Non Public																	
(C1)	Shares underlying DRs	0	0	0	0	0	NA	0	0	0	0.00	0	NA	0	0.00	NA	NA	0
(C2)	Shares held by Employees Trusts	0	0	0	0	0	0.00	0	0	0	0.00	0	0.00	0	0.00	NA	NA	0
	Total:	64270	138201900	0	0	138201900	100.00	138201900	0	138201900	100.00	0	100.00	0	0.00	0	0.00	137722805

*[Handwritten Signature]*



Table II - Statement showing shareholding pattern of the Promoter and Promoter Group

Category	Category & Name of the Shareholder	No of Shareholders	No of fully paid up equity shares held	No of Partly paid-up equity shares held	No of Shares Underlying Depository Receipts	Total No of Shares Held (IV+V+VI)	Shareholding as a % of total no of shares (calculated as per SCRR, 1957 (VIII) As a % of (A+B+C2)	Number of Voting Rights held in each class of securities			No of Shares Underlying Outstanding convertible securities (Including Warrants)	Shareholding as a % assuming full conversion of convertible Securities (as a percentage of diluted share capital) (VII)+(X) As a % of (A+B+C2)	Number of Locked in Shares		Number of Shares pledged or otherwise encumbered		Number of equity shares held in dematerialized form	
								No of Voting Rights					Total as a % of (A+B+C)	No.	As a % of total Shares held	No.		As a % of total Shares held
								Class X	Class Y	Total								
	(I)	(III)	(IV)	(V)	(VI)	(VII)	(VIII)	(IX)			(X)	(XI)	(XII)		(XIII)	(XIV)		
(1)	Indian																	
(a)	Individuals/Hindu undivided Family	14	75360991	0	0	75360991	54.53	75360991	0	75360991	54.53	0	54.53	0	0.00	0	0.00	75360991
	FAUZIA MIRZA	1	3008450	0	0	3008450	2.18	3008450	0	3008450	2.18	0	2.18	0	0.00	0	0.00	3008450
	TASNEEF AHMAD MIRZA	1	17119364	0	0	17119364	12.39	17119364	0	17119364	12.39	0	12.39	0	0.00	0	0.00	17119364
	TAUSEEF AHMAD MIRZA	1	21156773	0	0	21156773	15.31	21156773	0	21156773	15.31	0	15.31	0	0.00	0	0.00	21156773
	SHAHID AHMAD MIRZA	1	13750373	0	0	13750373	9.95	13750373	0	13750373	9.95	0	9.95	0	0.00	0	0.00	13750373
	HAYA MIRZA	1	30472	0	0	30472	0.02	30472	0	30472	0.02	0	0.02	0	0.00	0	0.00	30472
	SHUJA MIRZA	1	10202099	0	0	10202099	7.38	10202099	0	10202099	7.38	0	7.38	0	0.00	0	0.00	10202099
	FIRDAUS AMIN	1	50000	0	0	50000	0.04	50000	0	50000	0.04	0	0.00	0	0.00	0	0.00	50000
	IRAM MIRZA	1	960500	0	0	960500	0.69	960500	0	960500	0.69	0	0.69	0	0.00	0	0.00	960500
	FARAZ MIRZA	1	4798940	0	0	4798940	3.47	4798940	0	4798940	3.47	0	3.47	0	0.00	0	0.00	4798940
	RAMSHA RAHMAN	1	100000	0	0	100000	0.07	100000	0	100000	0.07	0	0.07	0	0.00	0	0.00	100000
	MASTER MUSTAFA MIRZA	1	500000	0	0	500000	0.36	500000	0	500000	0.36	0	0.36	0	0.00	0	0.00	500000
	MASTER FARZAN MIRZA	1	500000	0	0	500000	0.36	500000	0	500000	0.36	0	0.36	0	0.00	0	0.00	500000
	AMAAN MIRZA	1	447000	0	0	447000	0.32	447000	0	447000	0.32	0	0.32	0	0.00	0	0.00	447000
	IRSHAD MIRZA	1	2737020	0	0	2737020	1.99	2737020	0	2737020	1.99	0	1.99	0	0.00	0	0.00	2737020
(b)	Central Government/State Government(s)	0	0	0	0	0	0.00	0	0	0	0.00	0	0.00	0	0.00	0	0.00	0
(c)	Financial Institutions/Banks	0	0	0	0	0	0.00	0	0	0	0.00	0	0.00	0	0.00	0	0.00	0
(d)	Any Other	0	0	0	0	0	0.00	0	0	0	0.00	0	0.00	0	0.00	0	0.00	0
	<b>Sub-Total (A)(1)</b>	<b>14</b>	<b>75360991</b>	<b>0</b>	<b>0</b>	<b>75360991</b>	<b>54.53</b>	<b>75360991</b>	<b>0</b>	<b>75360991</b>	<b>54.53</b>	<b>0</b>	<b>54.53</b>	<b>0</b>	<b>0.00</b>	<b>0</b>	<b>0.00</b>	<b>75360991</b>
(2)	Foreign																	
(a)	Individuals (Non-Resident Individuals/Foreign Nationals)	2	24085350	0	0	24085350	17.43	24085350	0	24085350	17.43	0	17.43	0	0.00	0	0.00	24085350
	RASHID AHMAD MIRZA	1	18584500	0	0	18584500	13.45	18584500	0	18584500	13.45	0	13.45	0	0.00	0	0.00	18584500
	YASMIN MIRZA	1	5500850	0	0	5500850	3.98	5500850	0	5500850	3.98	0	3.98	0	0.00	0	0.00	5500850
(b)	Government	0	0	0	0	0	0.00	0	0	0	0.00	0	0.00	0	0.00	0	0.00	0
(c)	Institutions	0	0	0	0	0	0.00	0	0	0	0.00	0	0.00	0	0.00	0	0.00	0
(d)	Foreign Portfolio Investor	0	0	0	0	0	0.00	0	0	0	0.00	0	0.00	0	0.00	0	0.00	0
(e)	Any Other	0	0	0	0	0	0.00	0	0	0	0.00	0	0.00	0	0.00	0	0.00	0
	<b>Sub-Total (A)(2)</b>	<b>2</b>	<b>24085350</b>	<b>0</b>	<b>0</b>	<b>24085350</b>	<b>17.43</b>	<b>24085350</b>	<b>0</b>	<b>24085350</b>	<b>17.43</b>	<b>0</b>	<b>17.43</b>	<b>0</b>	<b>0.00</b>	<b>0</b>	<b>0.00</b>	<b>24085350</b>
	<b>Total Shareholding of Promoter and Promoter Group (A)=(A)(1)+(A)(2)</b>	<b>16</b>	<b>99446341</b>	<b>0</b>	<b>0</b>	<b>99446341</b>	<b>71.96</b>	<b>99446341</b>	<b>0</b>	<b>99446341</b>	<b>71.96</b>	<b>0</b>	<b>71.96</b>	<b>0</b>	<b>0.00</b>	<b>0</b>	<b>0.00</b>	<b>99446341</b>

New Delhi



Table III - Statement showing shareholding pattern of the Public shareholder

Category	Category & Name of the Shareholder	PAN	No of Shareholders	No of fully paid up equity shares held	No of Partly paid-up equity shares held	No of Shares Underlying Depository Receipts	Total No of Shares Held (IV+V+VI)	Shareholding as a % of total no of shares (A+B+C2)	Number of Voting Rights held in each class of securities			No of Shares Underlying Outstanding convertible securities (Including Warrants)	Shareholding as a % assuming full conversion of convertible Securities (as a percentage of diluted share capital)	Number of Locked in Shares		Number of Shares pledged or otherwise encumbered		Number of equity shares held in dematerialized form	
									No of Voting Rights		Total as			No.	As a %	No.	As a % of		
									Class X	Class Y	Total								
(I)	(II)	(III)	(IV)	(V)	(VI)	(VII)	(VIII)	(IX)			(X)	(XI)	(XII)	(XIII)	(XIV)				
(1)	Institutions																		
(a)	Mutual Funds		2	4500	0	0	4500	0.00	4500	0	4500	0.00	0	0.00	0	0.00	NA	NA	4500
(b)	Venture Capital Funds		0	0	0	0	0	0.00	0	0	0	0.00	0	0.00	0	0.00	NA	NA	0
(c)	Alternate Investment Funds		0	0	0	0	0	0.00	0	0	0	0.00	0	0.00	0	0.00	NA	NA	0
(d)	Foreign Venture Capital Investors		0	0	0	0	0	0.00	0	0	0	0.00	0	0.00	0	0.00	NA	NA	0
(e)	Foreign Portfolio Investors		16	1990080	0	0	1990080	1.44	1990080	0	1990080	1.44	0	1.44	0	0.00	NA	NA	1990080
(f)	Financial Institutions/Banks		2	42495	0	0	42495	0.03	42495	0	42495	0.03	0	0.03	0	0.00	NA	NA	42495
(g)	Insurance Companies		0	0	0	0	0	0.00	0	0	0	0.00	0	0.00	0	0.00	NA	NA	0
(h)	Provident Funds/Pension Funds		0	0	0	0	0	0.00	0	0	0	0.00	0	0.00	0	0.00	NA	NA	0
(i)	Any Other							0.00				0.00		0.00					
	Sub Total (B)(1)		20	2037075	0	0	2037075	1.47	2037075	0	2037075	1.47	0	1.47	0	0.00	NA	NA	2037075
(2)	Central Government/State Government		0	0	0	0	0	0.00	0	0	0	0.00	0	0.00	0	0.00	NA	NA	0
	Sub Total (B)(2)		0	0	0	0	0	0.00	0	0	0	0.00	0	0.00	0	0.00	NA	NA	0
(3)	Non-Institutions							0.00				0.00		0.00					
(a)	i. Individual shareholders holding nominal shares		63141	28791788	0	0	28791788	20.83	28791788	0	28791788	20.83	0	20.83	0	0.00	NA	NA	28317193
	ii. Individual shareholders holding nominal shares		11	4028272	0	0	4028272	2.91	4028272	0	4028272	2.91	0	2.91	0	0.00	NA	NA	4028272
								0.00				0.00		0.00					
(b)	NBFCs Registered with RBI		1	7000	0	0	7000	0.01	7000	0	7000	0.01	0	0.01	0	0.00	NA	NA	7000
(c)	Employee Trusts		0	0	0	0	0	0.00	0	0	0	0.00	0	0.00	0	0.00	NA	NA	0
(d)	Overseas Depositories (Holding DRs)(Ba)		0	0	0	0	0	0.00	0	0	0	0.00	0	0.00	0	0.00	NA	NA	0
(e)	Any Other							0.00				0.00		0.00					
	TRUSTS		5	6100	0	0	6100	0.00	6100	0	6100	0.00	0	0.00	0	0.00	NA	NA	6100
	NON RESIDENT INDIANS		542	692736	0	0	692736	0.50	692736	0	692736	0.50	0	0.50	0	0.00	NA	NA	692736
	CLEARING MEMBERS		81	304736	0	0	304736	0.22	304736	0	304736	0.22	0	0.22	0	0.00	NA	NA	304736
	NON RESIDENT INDIAN NON REPATRIATED		221	1272359	0	0	1272359	0.92	1272359	0	1272359	0.92	0	0.92	0	0.00	NA	NA	1272359
	BODIES CORPORATES		231	1181575	0	0	1181575	0.85	1181575	0	1181575	0.85	0	0.85	0	0.00	NA	NA	1177075
	I E P F		1	433918	0	0	433918	0.31	433918	0	433918	0.31	0	0.31	0	0.00	NA	NA	433918
	Sub Total (B)(3)		64234	36718484	0	0	36718484	26.57	36718484	0	36718484	26.57	0	26.57	0	0.00			36299389
	Total Public Shareholding (B) = (B)(1)+(B)(2)+(B)(3)		64254	38755559	0	0	38755559	28.04	38755559	0	38755559	28.04	0	28.04	0	0.00			38276464



Table IV - Statement showing shareholding pattern of the Non Promoter - Non Public Shareholder

Category	Category & Name of the Shareholder	PAN	No of Shareholders	No of fully paid up equity shares held	No of Partly paid-up equity shares held	No of Shares Underlying Depository Receipts	Total No of Shares Held (IV+V+VI)	Shareholding as a % of total no of shares (A+B+C2)	Number of Voting Rights held in each class of securities			No of Shares Underlying Outstanding convertible securities (Including Warrants)	Shareholding as a % assuming full conversion of convertible Securities (as a percentage of diluted share capital)	Number of Locked in Shares		Number of Shares pledged or otherwise encumbered		Number of equity shares held in dematerialized form	
									No of Voting Rights		Total as a % of (A+B+C)			No.	As a % of total Shares held	No.	As a % of total Shares held		
									Class X	Class Y	Total								
(i)	(ii)	(iii)	(iv)	(v)	(vi)	(vii)	(viii)	(ix)			(x)	(xi)	(xii)		(xiii)	(xiv)			
(1)	Custodian/DR Holder Employee Benefit Trust (under SEBI(Share based Employee Benefit)			0	0	0	0	0.00	0	0	0	0.00	0	0.00	0	0.00	NA	NA	0
(2)	Employee Benefit			0	0	0	0	0.00	0	0	0	0.00	0	0.00	0	0.00	NA	NA	0
	<b>Total Non-Promoter-Non Public Shareholding (C) = (C1)+(C2)</b>			0	0	0	0	0.00	0	0	0	0.00	0	0.00	0	0.00			0

*S. J. Singh*

