

Shareholding Pattern-Pre Scheme

1. Name of Listed Entity: MIRZA INTERNATIONAL LIMITED
2. Scrip Code/Name of Scrip/Class of Security: 526642, MIRZAIN, EQUITY SHARES
3. Share Holding Pattern Filed under: Reg.31(1)(b)
 - a. if under 31(1)(b) then indicate the report for quarter ending 30/09/2021
 - b. if under 31(1)(c) then indicate date of allotment/extinguishment
4. Declaration : The Listed entity is required to submit the following declaration to the extent of submission of information:

	Particulars	YES*	NO*
a	Whether the Listed Entity has issued any partly paid up shares	-	NO
b	Whether the Listed Entity has issued any Convertible Securities or Warrants?	-	NO
c	Whether the Listed Entity has any shares against which depository receipts are issued?	-	NO
d	Whether the Listed Entity has any shares in locked-in?	-	NO
e	Whether any shares held by promoters are pledge or otherwise encumbered?	-	NO
f	Whether the listed entity has any significant beneficial owner?	-	NO

*if the Listed Entity selects the option 'NO' for the questions above, the columns for the partly paid up shares, Outstanding Convertible Securities/Warrants, depository receipts, locked-in shares, No of shares pledged or otherwise encumbered by promoters, as applicable, shall not be displayed at the time of dissemination on the Stock Exchange website. Also wherever there is 'No' declared by Listed entity in above table the values will be considered as 'Zero' by default on submission of the format of holding of specified securities.

- 5 The tabular format for disclosure of holding of specified securities is as follows:



Table I - Summary Statement holding of specified securities

Category	Category of Shareholder	No of Shareholders	No of fully paid up equity shares held	No of Partly paid-up equity shares held	No of Shares Underlying Depository Receipts	Total No of Shares Held (VII) = (IV)+(V)+(VI)	Shareholding as a % of total no of shares (As a % of (A+B+C2))	Number of Voting Rights held in each class of securities			No of Shares Underlying Outstanding convertible securities (Including Warrants)	Shareholding as a % assuming full conversion of convertible Securities (as a percentage of diluted share capital)	Number of Locked in Shares		Number of Shares pledged or otherwise encumbered		Number of equity shares held in dematerialized form	
								No of Voting Rights		Total as a % of (A+B+C)			No.	As a % of total Shares	No.	As a % of total Shares		
								Class X	Class Y	Total								
(I)	(II)	(III)	(IV)	(V)	(VI)	(VII)	(VIII)	(IX)			(X)	(XI)	(XII)		(XIII)	(XIV)		
(A)	Promoter & Promoter Group	15	81550441	0	0	81550441	67.79	81550441	0	81550441	67.79	0	67.79	0	0.00	0	0.00	81550441
(B)	Public	64254	38755559	0	0	38755559	32.21	38755559	0	38755559	32.21	0	32.21	0	0.00	NA	NA	38276464
(C)	Non Promoter-Non Public																	
(C1)	Shares underlying DRs	0	0	0	0	0	NA	0	0	0	0.00	0	NA	0	0.00	NA	NA	0
(C2)	Shares held by Employes Trusts	0	0	0	0	0	0.00	0	0	0	0.00	0	0.00	0	0.00	NA	NA	0
	Total:	64269	120306000	0	0	120306000	100.00	120306000	0	120306000	100.00	0	100.00	0	0.00	0	0.00	119826905



Table II - Statement showing shareholding pattern of the Promoter and Promoter Group

Category	Category & Name of the Shareholder	PAN	No of Shareholders	No of fully paid up equity shares held	No of Partly paid-up equity shares held	No of Shares Underlying Depository Receipts	Total No of Shares Held (IV+V+VI)	Shareholding as a % of total no of shares (calculated as per SCRR, 1957 (VIII) As a % of (A+B+C2)	Number of Voting Rights held in each class of securities			No of Shares Underlying Outstanding convertible securities (Including Warrants)	Shareholding as a % assuming full conversion of convertible Securities (as a percentage of diluted share capital) (VII)+(X) As a % of (A+B+C2)	Number of Locked In Shares		Number of Shares pledged or otherwise encumbered		Number of equity shares held in dematerialized form	
									No of Voting Rights					Total as a % of (A+B+C)	No.	As a % of total Shares	No.		As a % of total Shares held
									Class X	Class Y	Total								
(1)	Indian																		
(a)	Individuals/Hindu undivided Family		13	62384071	0	0	62384071	51.85	62384071	0	62384071	51.85	0	51.85	0	0.00	0	0.00	62384071
	FAUZIA MIRZA	AABPF7028C	1	3008450	0	0	3008450	2.50	3008450	0	3008450	2.50	0	2.50	0	0.00	0	0.00	3008450
	TASNEEF AHMAD MIRZA	AASPM7765J	1	14076104	0	0	14076104	11.70	14076104	0	14076104	11.70	0	11.70	0	0.00	0	0.00	14076104
	TAUSEEF AHMAD MIRZA	AATPM8471A	1	17558453	0	0	17558453	14.59	17558453	0	17558453	14.59	0	14.59	0	0.00	0	0.00	17558453
	SHAHID AHMAD MIRZA	AATPM8472D	1	10152053	0	0	10152053	8.44	10152053	0	10152053	8.44	0	8.44	0	0.00	0	0.00	10152053
	HAYA MIRZA	ABKPU3874B	1	30472	0	0	30472	0.03	30472	0	30472	0.03	0	0.03	0	0.00	0	0.00	30472
	SHUJA MIRZA	AFUPM2541P	1	10202099	0	0	10202099	8.48	10202099	0	10202099	8.48	0	8.48	0	0.00	0	0.00	10202099
	FIRDAUS AMIN	AHQPM7466F	1	50000	0	0	50000	0.04	50000	0	50000	0.04	0	0.04	0	0.00	0	0.00	50000
	IRAM MIRZA	AHQPM7468M	1	960500	0	0	960500	0.80	960500	0	960500	0.80	0	0.80	0	0.00	0	0.00	960500
	FARAZ MIRZA	AKDPM5769M	1	4798940	0	0	4798940	3.99	4798940	0	4798940	3.99	0	3.99	0	0.00	0	0.00	4798940
	RAMSHA RAHMAN	ANFPM7095K	1	100000	0	0	100000	0.08	100000	0	100000	0.08	0	0.08	0	0.00	0	0.00	100000
	MASTER MUSTAFA MIRZA	AOWPM3549J	1	500000	0	0	500000	0.42	500000	0	500000	0.42	0	0.42	0	0.00	0	0.00	500000
	MASTER FARZAN MIRZA	AOWPM3567N	1	500000	0	0	500000	0.42	500000	0	500000	0.42	0	0.42	0	0.00	0	0.00	500000
	AMAAN MIRZA	AOWPM3568D	1	447000	0	0	447000	0.37	447000	0	447000	0.37	0	0.37	0	0.00	0	0.00	447000
(b)	Central Government/State Government(s)		0	0	0	0	0	0.00	0	0	0	0.00	0	0.00	0	0.00	0	0.00	0
(c)	Financial Institutions/Banks		0	0	0	0	0	0.00	0	0	0	0.00	0	0.00	0	0.00	0	0.00	0
(d)	Any Other		0	0	0	0	0	0.00	0	0	0	0.00	0	0.00	0	0.00	0	0.00	0
	Sub-Total (A)(1)		13	62384071	0	0	62384071	51.85	62384071	0	62384071	51.85	0	51.85	0	0.00	0	0.00	62384071
(2)	Foreign																		
(a)	Individuals (Non-Resident Individuals/Foreign Individuals		2	19166370	0	0	19166370	15.93	19166370	0	19166370	15.93	0	15.93	0	0.00	0	0.00	19166370
	RASHID AHMAD MIRZA	AASPM7764K	1	13665520	0	0	13665520	11.36	13665520	0	13665520	11.36	0	11.36	0	0.00	0	0.00	13665520
	YASMIN MIRZA	AJOPM7729D	1	5500850	0	0	5500850	4.57	5500850	0	5500850	4.57	0	4.57	0	0.00	0	0.00	5500850
(b)	Government		0	0	0	0	0	0.00	0	0	0	0.00	0	0.00	0	0.00	0	0.00	0
(c)	Institutions		0	0	0	0	0	0.00	0	0	0	0.00	0	0.00	0	0.00	0	0.00	0
(d)	Foreign Portfolio Investor		0	0	0	0	0	0.00	0	0	0	0.00	0	0.00	0	0.00	0	0.00	0
(e)	Any Other		0	0	0	0	0	0.00	0	0	0	0.00	0	0.00	0	0.00	0	0.00	0
	Sub-Total (A)(2)		2	19166370	0	0	19166370	15.93	19166370	0	19166370	15.93	0	15.93	0	0.00	0	0.00	19166370
	Total Shareholding of Promoter and Promoter Group (A)=(A)(1)+(A)(2)		15	81550441	0	0	81550441	67.79	81550441	0	81550441	67.79	0	67.79	0	0.00	0	0.00	81550441




Table III - Statement showing shareholding pattern of the Public shareholder

Category	Category & Name of the Shareholder	PAN	No of Shareholders	No of fully paid up equity shares held	No of Partly paid-up equity shares held	No of Shares Underlying Depository Receipts	Total No of Shares Held (IV+V+VI)	Shareholding as a % of total no of shares (A+B+C2)	Number of Voting Rights held in each class of securities			No of Shares Underlying Outstanding convertible securities (Including Warrants)	Shareholding as a % assuming full conversion of convertible Securities (as a percentage of diluted share capital)	Number of Locked In Shares		Number of Shares pledged or otherwise encumbered		Number of equity shares held in dematerialized form	
									Class X	Class Y	Total			No.	As a % of total Share	No.	As a % of total Share		
																			(IX)
(I)	(II)	(III)	(IV)	(V)	(VI)	(VII)	(VIII)	(IX)	(X)	(XI)	(XII)	(XIII)	(XIV)						
	Institutions																		
)	Mutual Funds		2	4500	0	0	4500	0.00	4500	0	4500	0.00	0	0.00	0	0.00	NA	NA	4500
)	Venture Capital Funds		0	0	0	0	0	0.00	0	0	0	0.00	0	0.00	0	0.00	NA	NA	0
)	Alternate Investment Funds		0	0	0	0	0	0.00	0	0	0	0.00	0	0.00	0	0.00	NA	NA	0
)	Foreign Venture Capital Investors		0	0	0	0	0	0.00	0	0	0	0.00	0	0.00	0	0.00	NA	NA	0
)	Foreign Portfolio Investors		16	1990080	0	0	1990080	1.65	1990080	0	1990080	1.65	0	1.65	0	0.00	NA	NA	1990080
)	Financial Institutions/Banks		2	42495	0	0	42495	0.04	42495	0	42495	0.04	0	0.04	0	0.00	NA	NA	42495
)	Insurance Companies		0	0	0	0	0	0.00	0	0	0	0.00	0	0.00	0	0.00	NA	NA	0
)	Provident Funds/Pension Funds		0	0	0	0	0	0.00	0	0	0	0.00	0	0.00	0	0.00	NA	NA	0
i	Any Other																		
	Sub Total (B)(1)		20	2037075	0	0	2037075	1.69	2037075	0	2037075	1.69	0	1.69	0	0.00	NA	NA	2037075
)	Central Government/State Government(s)/President of India		0	0	0	0	0	0.00	0	0	0	0.00	0	0.00	0	0.00	NA	NA	0
	Sub Total (B)(2)		0	0	0	0	0	0.00	0	0	0	0.00	0	0.00	0	0.00	NA	NA	0
)	Non-Institutions																		
)	i. Individual shareholders holding nominal share capital up to Rs.2 lakhs		63141	28791788	0	0	28791788	23.93	28791788	0	28791788	23.93	0	23.93	0	0.00	NA	NA	28317193
	ii. Individual shareholders holding nominal share capital in excess of Rs. 2 Lakhs		11	4028272	0	0	4028272	3.35	4028272	0	4028272	3.35	0	3.35	0	0.00	NA	NA	4028272
)	NBFCs Registered with RBI		1	7000	0	0	7000	0.01	7000	0	7000	0.01	0	0.01	0	0.00	NA	NA	7000
)	Employee Trusts		0	0	0	0	0	0.00	0	0	0	0.00	0	0.00	0	0.00	NA	NA	0
)	Overseas Depositories (Holding DRs)(Balancing figure)		0	0	0	0	0	0.00	0	0	0	0.00	0	0.00	0	0.00	NA	NA	0
)	Any Other																		
	TRUSTS		5	6100	0	0	6100	0.01	6100	0	6100	0.01	0	0.01	0	0.00	NA	NA	6100
	NON RESIDENT INDIANS		542	692736	0	0	692736	0.58	692736	0	692736	0.58	0	0.58	0	0.00	NA	NA	692736
	CLEARING MEMBERS		81	304736	0	0	304736	0.25	304736	0	304736	0.25	0	0.25	0	0.00	NA	NA	304736
	NON RESIDENT INDIAN NON REPATRIABLE		221	1272359	0	0	1272359	1.06	1272359	0	1272359	1.06	0	1.06	0	0.00	NA	NA	1272359
	BODIES CORPORATES		231	1181575	0	0	1181575	0.98	1181575	0	1181575	0.98	0	0.98	0	0.00	NA	NA	1177075
	IEPF		1	433918	0	0	433918	0.36	433918	0	433918	0.36	0	0.36	0	0.00	NA	NA	433918
	Sub Total (B)(3)		64234	36718484	0	0	36718484	30.52	36718484	0	36718484	30.52	0	30.52	0	0.00	NA	NA	36239389
	Total Public Shareholding (B) = (B)(1)+(B)(2)+(B)(3)		64254	38755559	0	0	38755559	32.21	38755559	0	38755559	32.21	0	32.21	0	0.00	NA	NA	38276464




Table IV - Statement showing shareholding pattern of the Non Promoter - Non Public Shareholder

Category & Name of the Shareholder	PAN	No of Shareholders	No of fully paid up equity shares held	No of Partly paid-up equity shares held	No of Shares Underlying Depository Receipts	Total No of Shares Held (IV+V+VI)	Shareholding as a % of total no of shares (A+B+C2)	Number of Voting Rights held in each class of securities			No of Shares Underlying Outstanding convertible securities (Including Warrants)	Shareholding as a % assuming full conversion of convertible Securities (as a percentage of diluted share	Number of Locked in Shares		Number of Shares pledged or otherwise encumbered		Number of equity shares held in dematerialized form	
								No of Voting Rights		Total as a % of (A+B+C)			No.	As a % of total Shares held	No.	As a % of total Shares held		
								Class X	Class Y									Total
(I)	(II)	(III)	(IV)	(V)	(VI)	(VII)	(VIII)	(IX)			(X)	(XI)	(XII)		(XIII)	(XIV)		
) Custodian/DR Holder		0	0	0	0	0	0.00	0	0	0	0.00	0	0.00	0	0.00	NA	NA	0
) SEBI(Share based Employee Benefit) Regulations 2014)		0	0	0	0	0	0.00	0	0	0	0.00	0	0.00	0	0.00	NA	NA	0
Total Non-Promoter-Non Public Shareholding (C) = (C)(1)+(C)(2)		0	0	0	0	0	0.00	0	0	0	0.00	0	0.00	0	0.00			0

Hijaul



Table V- Statement showing details of significant beneficial owners (SBOs)

Sr. No	Details of the SBO (I)			Details of the registered owner (II)			Details of holding/ exercise of right of the SBO in the reporting company, whether direct or indirect*: (III)			Date of creation / acquisition of significant beneficial interest# (IV)
	Name	PAN/ Passport No. in case of a foreign national	Nationality	Name	PAN / Passport No. in case of a foreign national	Nationality	Whether by virtue of:			
							Shares		%	
							Voting rights		%	
							Rights on distributable dividend or any other distribution		%	
							Exercise of control		%	
							Exercise of significant influence		%	
--	--	--	--	--	--	--	0	0.00	%	--
--	--	--	--	--	--	--	0	0.00	%	--

Diyan



Shareholding Patter-Post Scheme

1. Name of Listed Entity: MIRZA INTERNATIONAL LIMITED
2. Scrip Code/Name of Scrip/Class of Security: 526642, MIRZAIN, EQUITY SHARES
3. Share Holding Pattern Filed under: Reg. 31(1)(c)
4. Declaration : The Listed entity is required to submit the following declaration to the extent of submission of information:

	Particulars	YES*	NO*
a	Whether the Listed Entity has issued any partly paid up shares		No
b	Whether the Listed Entity has issued any Convertible Securities or Warrants?		No
c	Whether the Listed Entity has any shares against which depository receipts are issued?		No
d	Whether the Listed Entity has any shares in locked-in?		No
e	Whether any shares held by promoters are pledge or otherwise encumbered?		No

*if the Listed Entity selectes the option 'NO' for the questions above, the columns for the partly paid up shares, Outstanding Convertible Securities/Warrants, depository receipts, locked-in shares, No of shares pledged or otherwise encumbered by promoters, as applicable, shall not be displayed at the time of dissemination on the Stock Exchange website. Also wherever there is 'No' declared by Listed entity in above table the values will be considered as 'Zero' by default on submission of the format of holding of specified securities.

5. The tabular format for disclosure of holding of specified securities is as follows:



Table I - Summary Statement holding of specified securities

Category	Category of Shareholder	No of Shareholders	No of fully paid up equity shares held	No of Partly paid-up equity shares held	No of Shares Underlying Depository Receipts	Total No of Shares Held (VII) = (IV)+(V)+(VI)	Shareholding as a % of total no of shares (As a % of (A+B+C2))	Number of Voting Rights held in each class of securities			No of Shares Underlying Outstanding convertible securities (Including Warrants)	Shareholding as a % assuming full conversion of convertible Securities (as a percentage of diluted share capital)	Number of Locked in Shares		Number of Shares pledged or otherwise encumbered		Number of equity shares held in dematerialized form	
								No of Voting Rights		Total as a % of (A+B+C)			No.	As a % of total Shares held	No.	As a % of total Shares held		
								Class X	Class Y	Total								
(I)	(II)	(III)	(IV)	(V)	(VI)	(VII)	(VIII)	(IX)			(X)	(XI)	(XII)		(XIII)	(XIV)		
(A)	Promoter & Promoter Group	16	99446341	0	0	99446341	71.96	99446341	0	99446341	71.96	0	71.96	0	0.00	0	0.00	99446341
(B)	Public	64254	38755559	0	0	38755559	28.04	38755559	0	38755559	28.04	0	28.04	0	0.00	NA	NA	38276464
(C)	Non Promoter-Non Public																	
(C1)	Shares underlying DRs	0	0	0	0	0	NA	0	0	0	0.00	0	NA	0	0.00	NA	NA	0
(C2)	Shares held by Employees Trusts	0	0	0	0	0	0.00	0	0	0	0.00	0	0.00	0	0.00	NA	NA	0
	Total:	64270	138201900	0	0	138201900	100.00	138201900	0	138201900	100.00	0	100.00	0	0.00	0	0.00	137722805

Signature



Table II - Statement showing shareholding pattern of the Promoter and Promoter Group

Category	Category & Name of the Shareholder	PAN	No of Shareholders	No of fully paid up equity shares held	No of Partly paid-up equity shares held	No of Shares Underlying Depository Receipts	Total No of Shares Held (IV+V+VI)	Shareholding as a % of total no of shares (calculated as per SCRR, 1957 (VII) As a % of (A+B+C2)	Number of Voting Rights held in each class of securities			No of Shares Underlying Outstanding convertible securities (Including Warrants)	Shareholding as a % assuming full conversion of convertible Securities (as a percentage of diluted share capital) (VII)+(X) As a % of (A+B+C2)	Number of Locked in Shares		Number of Shares pledged or otherwise encumbered		Number of equity shares held in dematerialized form	
									No of Voting Rights					Total as a % of (A+B+C)	No.	As a % of total Shares held	No.		As a % of total Shares held
									Class X	Class Y	Total								
(I)	(II)	(III)	(IV)	(V)	(VI)	(VII)	(VIII)	(IX)			(X)	(XI)	(XII)		(XIII)	(XIV)			
(1)	Indian																		
(a)	Individuals/Hindu undivided Family		14	75360991	0	0	75360991	54.53	75360991	0	75360991	54.53	0	54.53	0	0.00	0	0.00	75360991
	FAUZIA MIRZA	AABPF7028C	1	3008450	0	0	3008450	2.18	3008450	0	3008450	2.18	0	2.18	0	0.00	0	0.00	3008450
	TASNEEF AHMAD MIRZA	AASPM7765J	1	17119364	0	0	17119364	12.39	17119364	0	17119364	12.39	0	12.39	0	0.00	0	0.00	17119364
	TAUSEEF AHMAD MIRZA	AATPM8471A	1	21156773	0	0	21156773	15.31	21156773	0	21156773	15.31	0	15.31	0	0.00	0	0.00	21156773
	SHAHID AHMAD MIRZA	AATPM8472D	1	13750373	0	0	13750373	9.95	13750373	0	13750373	9.95	0	9.95	0	0.00	0	0.00	13750373
	HAYA MIRZA	ABKPU3874B	1	30472	0	0	30472	0.02	30472	0	30472	0.02	0	0.02	0	0.00	0	0.00	30472
	SHUJA MIRZA	AFUPM2541P	1	10202099	0	0	10202099	7.38	10202099	0	10202099	7.38	0	7.38	0	0.00	0	0.00	10202099
	FIRDAUS AMIN	AHQPM7466F	1	50000	0	0	50000	0.04	50000	0	50000	0.04	0	0.00	0	0.00	0	0.00	50000
	IRAM MIRZA	AHQPM7468M	1	960500	0	0	960500	0.69	960500	0	960500	0.69	0	0.69	0	0.00	0	0.00	960500
	FARAZ MIRZA	AKDPM5769M	1	4798940	0	0	4798940	3.47	4798940	0	4798940	3.47	0	3.47	0	0.00	0	0.00	4798940
	RAMSHA RAHMAN	ANFFM7095K	1	100000	0	0	100000	0.07	100000	0	100000	0.07	0	0.07	0	0.00	0	0.00	100000
	MASTER MUSTAFA MIRZA	AOWPM3549J	1	500000	0	0	500000	0.36	500000	0	500000	0.36	0	0.36	0	0.00	0	0.00	500000
	MASTER FARZAN MIRZA	AOWPM3567N	1	500000	0	0	500000	0.36	500000	0	500000	0.36	0	0.36	0	0.00	0	0.00	500000
	AMAAN MIRZA	AOWPM3568D	1	447000	0	0	447000	0.32	447000	0	447000	0.32	0	0.32	0	0.00	0	0.00	447000
	IRSHAD MIRZA	AATPM4828M	1	2737020	0	0	2737020	1.99	2737020	0	2737020	1.99	0	1.99	0	0.00	0	0.00	2737020
(b)	Central Government/State Government(s)		0	0	0	0	0	0.00	0	0	0	0.00	0	0.00	0	0.00	0	0.00	0
(c)	Financial Institutions/Banks		0	0	0	0	0	0.00	0	0	0	0.00	0	0.00	0	0.00	0	0.00	0
(d)	Any Other		0	0	0	0	0	0.00	0	0	0	0.00	0	0.00	0	0.00	0	0.00	0
	Sub-Total (A)(1)		14	75360991	0	0	75360991	54.53	75360991	0	75360991	54.53	0	54.53	0	0.00	0	0.00	75360991
(2)	Foreign																		
(a)	Individuals (Non-Resident Individuals/Foreign i		2	24085350	0	0	24085350	17.43	24085350	0	24085350	17.43	0	17.43	0	0.00	0	0.00	24085350
	RASHID AHMAD MIRZA	AASPM7764K	1	18584500	0	0	18584500	13.45	18584500	0	18584500	13.45	0	13.45	0	0.00	0	0.00	18584500
	YASMIN MIRZA	AJOPM7729D	1	5500850	0	0	5500850	3.98	5500850	0	5500850	3.98	0	3.98	0	0.00	0	0.00	5500850
(b)	Government		0	0	0	0	0	0.00	0	0	0	0.00	0	0.00	0	0.00	0	0.00	0
(c)	Institutions		0	0	0	0	0	0.00	0	0	0	0.00	0	0.00	0	0.00	0	0.00	0
(d)	Foreign Portfolio Investor		0	0	0	0	0	0.00	0	0	0	0.00	0	0.00	0	0.00	0	0.00	0
(e)	Any Other		0	0	0	0	0	0.00	0	0	0	0.00	0	0.00	0	0.00	0	0.00	0
	Sub-Total (A)(2)		2	24085350	0	0	24085350	17.43	24085350	0	24085350	17.43	0	17.43	0	0.00	0	0.00	24085350
	Total Shareholding of Promoter and Promoter Group (A)=(A)(1)+(A)(2)		16	99446341	0	0	99446341	71.96	99446341	0	99446341	71.96	0	71.96	0	0.00	0	0.00	99446341



Table III - Statement showing shareholding pattern of the Public shareholder

Category	Category & Name of the Shareholder	PAN	No of Shareholders	No of fully paid up equity shares held	No of Partly paid-up equity shares held	No of Shares Underlying Depository Receipts	Total No of Shares Held (IV+V+VI)	Shareholding as a % of total no of shares (A+B+C2)	Number of Voting Rights held in each class of securities			No of Shares Underlying Outstanding convertible securities (Including Warrants)	Shareholding as a % assuming full conversion of convertible Securities (as a percentage of diluted share capital)	Number of Locked in Shares		Number of Shares pledged or otherwise encumbered		Number of equity shares held in dematerialized form	
									No of Voting Rights					Total as a % of (A+B+C)	No.	As a % of total Shares held	No.		As a % of total Shares held
									Class X	Class Y	Total								
	(I)	(II)	(III)	(IV)	(V)	(VI)	(VII)	(VIII)	(IX)			(X)	(XI)	(XII)		(XIII)	(XIV)		
(1)	Institutions																		
(a)	Mutual Funds		2	4500	0	0	4500	0.00	4500	0	4500	0.00	0	0.00	0	0.00	NA	NA	4500
(b)	Venture Capital Funds		0	0	0	0	0	0.00	0	0	0	0.00	0	0.00	0	0.00	NA	NA	0
(c)	Alternate Investment Funds		0	0	0	0	0	0.00	0	0	0	0.00	0	0.00	0	0.00	NA	NA	0
(d)	Foreign Venture Capital Investors		0	0	0	0	0	0.00	0	0	0	0.00	0	0.00	0	0.00	NA	NA	0
(e)	Foreign Portfolio Investors		16	1990080	0	0	1990080	1.44	1990080	0	1990080	1.44	0	1.44	0	0.00	NA	NA	1990080
(f)	Financial Institutions/Banks		2	42495	0	0	42495	0.03	42495	0	42495	0.03	0	0.03	0	0.00	NA	NA	42495
(g)	Insurance Companies		0	0	0	0	0	0.00	0	0	0	0.00	0	0.00	0	0.00	NA	NA	0
(h)	Provident Funds/Pension Funds		0	0	0	0	0	0.00	0	0	0	0.00	0	0.00	0	0.00	NA	NA	0
(i)	Any Other																		
	Sub Total (B)(1)		20	2037075	0	0	2037075	1.47	2037075	0	2037075	1.47	0	1.47	0	0.00	NA	NA	2037075
(2)	Central Government/State Government(s)/President		0	0	0	0	0	0.00	0	0	0	0.00	0	0.00	0	0.00	NA	NA	0
	Sub Total (B)(2)		0	0	0	0	0	0.00	0	0	0	0.00	0	0.00	0	0.00	NA	NA	0
(3)	Non-Institutions																		
(a)	i. Individual shareholders holding nominal share c		63141	28791788	0	0	28791788	20.83	28791788	0	28791788	20.83	0	20.83	0	0.00	NA	NA	28317193
	ii. Individual shareholders holding nominal share c		11	4028272	0	0	4028272	2.91	4028272	0	4028272	2.91	0	2.91	0	0.00	NA	NA	4028272
(b)	NBFCs Registered with RBI		1	7000	0	0	7000	0.01	7000	0	7000	0.01	0	0.01	0	0.00	NA	NA	7000
(c)	Employee Trusts		0	0	0	0	0	0.00	0	0	0	0.00	0	0.00	0	0.00	NA	NA	0
(d)	Overseas Depositories (Holding DRs)(Balancing fig		0	0	0	0	0	0.00	0	0	0	0.00	0	0.00	0	0.00	NA	NA	0
(e)	Any Other																		
	TRUSTS		5	6100	0	0	6100	0.00	6100	0	6100	0.00	0	0.00	0	0.00	NA	NA	6100
	NON RESIDENT INDIANS		542	692736	0	0	692736	0.50	692736	0	692736	0.50	0	0.50	0	0.00	NA	NA	692736
	CLEARING MEMBERS		81	304736	0	0	304736	0.22	304736	0	304736	0.22	0	0.22	0	0.00	NA	NA	304736
	NON RESIDENT INDIAN NON REPATRIABLE		221	1272359	0	0	1272359	0.92	1272359	0	1272359	0.92	0	0.92	0	0.00	NA	NA	1272359
	BODIES CORPORATES		231	1181575	0	0	1181575	0.85	1181575	0	1181575	0.85	0	0.85	0	0.00	NA	NA	1177075
	IEPF		1	433918	0	0	433918	0.31	433918	0	433918	0.31	0	0.31	0	0.00	NA	NA	433918
	Sub Total (B)(3)		64234	36718484	0	0	36718484	26.57	36718484	0	36718484	26.57	0	26.57	0	0.00	NA	NA	36239389
	Total Public Shareholding (B) = (B)(1)+(B)(2)+(B)(3)		64254	38755559	0	0	38755559	28.04	38755559	0	38755559	28.04	0	28.04	0	0.00			38276464

Signature


Table IV - Statement showing shareholding pattern of the Non Promoter - Non Public Shareholder

Category	Category & Name of the Shareholder	PAN	No of Shareholders	No of fully paid up equity shares held	No of Partly paid-up equity shares held	No of Shares Underlying Depository Receipts	Total No of Shares Held (IV+V+VI)	Shareholding as a % of total no of shares (A+B+C2)	Number of Voting Rights held in each class of securities			No of Shares Underlying Outstanding convertible securities (Including Warrants)	Shareholding as a % assuming full conversion of convertible Securities (as a percentage of diluted share capital)	Number of Locked in Shares		Number of Shares pledged or otherwise encumbered		Number of equity shares held in dematerialized form	
									No of Voting Rights					Total as a % of (A+B+C)	No.	As a % of total Shares held	No.		As a % of total Shares held
									Class X	Class Y	Total								
	(I)	(II)	(III)	(IV)	(V)	(VI)	(VII)	(VIII)	(IX)			(X)	(XI)	(XII)		(XIII)		(XIV)	
(1)	Custodian/DR Holder		0	0	0	0	0	0.00	0	0	0	0.00	0	0.00	0	0.00	NA	NA	0
(2)	Employee Benefit Trust (under SEBI(Share based Employee Benefit) Regulations 2014)		0	0	0	0	0	0.00	0	0	0	0.00	0	0.00	0	0.00	NA	NA	0
	Total Non-Promoter-Non Public Shareholding (C) = (C)(1)+(C)(2)		0	0	0	0	0	0.00	0	0	0	0.00	0	0.00	0	0.00			0

Signature



Shareholding Patter-Pre Scheme

1. Name of Listed Entity:RTS Fashions Private Limited
2. Share Holding Pattern Filed under: Reg. 31(1)(b)
3. Declaration : The Listed entity is required to submit the following declaration to the extent of submission of information:

	Particulars	YES*	NO*
a	Whether the Listed Entity has issued any partly paid up shares		No
b	Whether the Listed Entity has issued any Convertible Securities or Warrants?		No
c	Whether the Listed Entity has any shares against which depository receipts are issued?		No
d	Whether the Listed Entity has any shares in locked-in?		No
e	Whether any shares held by promoters are pledge or otherwise encumbered?		No

*if the Listed Entity selectes the option 'NO' for the questions above, the columns for the partly paid up shares, Outstanding Convertible Securities/Warrants, depository receipts, locked-in shares, No of shares pledged or otherwise encumbered by promoters, as applicable, shall not be displayed at the time of dissemination on the Stock Exchange website. Also wherever there is 'No' declared by Listed entity in above table the values will be considered as 'Zero' by default on submission of the format of holding of specified securities.

- 4 The tabular format for disclosure of holding of specified securities is as follows:

The image shows a handwritten signature in black ink over a circular stamp. The stamp contains the text 'RTS Fashions Private Limited' around its perimeter. The signature is written across the center of the stamp.

Table I - Summary Statement holding of specified securities

Category	Category of Shareholder	No of Shareholders	No of fully paid up equity shares held	No of Partly paid-up equity shares held	No of Shares Underlying Depository Receipts	Total No of Shares Held (VII) = (IV)+(V)+(VI)	Shareholding as a % of total no of shares (As a % of (A+B+C2))	Number of Voting Rights held in each class of securities			No of Shares Underlying Outstanding convertible securities (including Warrants)	Shareholding as a % assuming full conversion of convertible Securities (as a percentage of diluted share capital)	Number of Locked in Shares		Number of Shares pledged or otherwise encumbered		Number of equity shares held in dematerialized form	
								No of Voting Rights	Total as a % of (A+B+C)				No.	As a % of total Shares held	No.	As a % of total Shares held		
								Class X	Class Y	Total								
(I)	(II)	(III)	(IV)	(V)	(VI)	(VII)	(VIII)	(IX)			(X)	(XI)	(XII)		(XIII)		(XIV)	
(A)	Promoter & Promoter G	5	8134500	0	0	8134500	100.00	8134500	0	8134500	100.00	0	100.00	0	0.00	0	0.00	0
(B)	Public	0	0	0	0	0	0.00	0	0	0	0.00	0	0.00	0	0.00	NA	NA	0
(C)	Non Promoter-Non Public																	
(C1)	Shares underlying DRs	0	0	0	0	0	NA	0	0	0	0.00	0	NA	0	0.00	NA	NA	0
(C2)	Shares held by Employee	0	0	0	0	0	0.00	0	0	0	0.00	0	0.00	0	0.00	NA	NA	0
Total:		5	8134500	0	0	8134500	100.00	8134500	0	8134500	100.00	0	100.00	0	0.00	0	0.00	0



 JTI Fashions Private Limited

Table II - Statement showing shareholding pattern of the Promoter and Promoter Group

Category	Category & Name of the Shareholder	PAN	No of Shareholders	No of fully paid up equity shares held	No of Partly paid-up equity shares held	No of Shares Underlying Depository Receipts	Total No of Shares Held (IV+V+VI)	Shareholding as a % of total no of shares (calculated as per SCRR, 1957 (VIII) As a % of (A+B+C2)	Number of Voting Rights held in each class of securities			No of Shares Underlying Outstanding convertible securities (Including Warrants)	Shareholding as a % assuming full conversion of convertible Securities (as a percentage of diluted share capital) (VII)+(X) As a % of (A+B+C2)	Number of Locked in Shares		Number of Shares pledged or otherwise encumbered		Number of equity shares held in dematerialized form	
									No of Voting Rights					Total as a % of (A+B+C)	No.	As a % of total Shares held	No.		As a % of total Shares held
									Class X	Class Y	Total								
	(I)	(II)	(III)	(IV)	(V)	(VI)	(VII)	(VIII)	(IX)			(X)	(XI)	(XII)		(XIII)	(XIV)		
(1)	Indian																		
(a)	Individuals/Hindu undivided Family		4	5898600	0	0	5898600	72.51	5898600	0	5898600	72.51	0	72.51	0	0.00	0	0.00	0
	IRSHAD MIRZA		1	1244100	0	0	1244100	15.29	1244100	0	1244100	15.29	0	15.29	0	0.00	0	0.00	0
	TASNEEF AHMAD MIRZA	AASPM7765J	1	1383300	0	0	1383300	17.01	1383300	0	1383300	17.01	0	17.01	0	0.00	0	0.00	0
	TAUSEEF AHMAD MIRZA	AATPM8471A	1	1635600	0	0	1635600	20.10	1635600	0	1635600	20.10	0	20.10	0	0.00	0	0.00	0
	SHAHID AHMAD MIRZA	AATPM8472D	1	1635600	0	0	1635600	20.10	1635600	0	1635600	20.10	0	20.10	0	0.00	0	0.00	0
(b)	Central Government/State Government(s)		0	0	0	0	0	0.00	0	0	0	0.00	0	0.00	0	0.00	0	0.00	0
(c)	Financial Institutions/Banks		0	0	0	0	0	0.00	0	0	0	0.00	0	0.00	0	0.00	0	0.00	0
(d)	Any Other		0	0	0	0	0	0.00	0	0	0	0.00	0	0.00	0	0.00	0	0.00	0
	Sub-Total (A)(1)		4	5898600	0	0	5898600	72.51	5898600	0	5898600	72.51	0	72.51	0	0.00	0	0.00	0
(2)	Foreign																		
(a)	Individuals (Non-Resident Individuals/Foreign Individuals)		1	2235900	0	0	1	27.49	2235900	0	2235900	27.49	0	27.49	0	0.00	0	0.00	24085350
	RASHID AHMAD MIRZA *	AASPM7764K	1	2235900	0	0	1	27.49	2235900	0	2235900	27.49	0	27.49	0	0.00	0	0.00	18584500
(b)	Government		0	0	0	0	0	0.00	0	0	0	0.00	0	0.00	0	0.00	0	0.00	0
(c)	Institutions		0	0	0	0	0	0.00	0	0	0	0.00	0	0.00	0	0.00	0	0.00	0
(d)	Foreign Portfolio Investor		0	0	0	0	0	0.00	0	0	0	0.00	0	0.00	0	0.00	0	0.00	0
(e)	Any Other		0	0	0	0	0	0.00	0	0	0	0.00	0	0.00	0	0.00	0	0.00	0
	Sub-Total (A)(2)		1	2235900	0	0	1	27.49	2235900	0	2235900	27.49	0	27.49	0	0.00	0	0.00	24085350
	and Promoter Group																		
	(A)=(A)(1)+(A)(2)		5	8134500	0	0	5898601	100.00	8134500	0	8134500	100.00	0	100.00	0	0.00	0	0.00	24085350


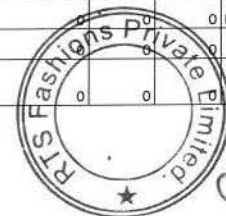


Table III - Statement showing shareholding pattern of the Public shareholder

Category	Category & Name of the Shareholder	PAN	No of Shareholders	No of fully paid up equity shares held	No of Partly paid-up equity shares held	No of Shares Underlying Depository Receipts	Total No of Shares Held (IV+V+VI)	Shareholding as a % of total no of shares (A+B+C2)	Number of Voting Rights held in each class of securities			No of Shares Underlying Outstanding convertible securities (Including Warrants)	Shareholding as a % assuming full conversion of convertible Securities (as a percentage of diluted share capital)	Number of Locked in Shares		Number of Shares pledged or otherwise encumbered		Number of equity shares held in dematerialized form	
									No of Voting Rights		Total as a % of (A+B+C)			No.	As a % of total Shares held	No.	As a % of total Shares held		
									Class X	Class Y	Total								
	(I)	(II)	(III)	(IV)	(V)	(VI)	(VII)	(VIII)	(IX)			(X)	(XI)	(XII)	(XIII)	(XIV)			
(1)	Institutions																		
(a)	Mutual Funds		0	0	0	0	0	0	0	0	0	0	0	0	0	0	NA	NA	0
(b)	Venture Capital Funds		0	0	0	0	0	0	0	0	0	0	0	0	0	0	NA	NA	0
(c)	Alternate Investment Funds		0	0	0	0	0	0	0	0	0	0	0	0	0	0	NA	NA	0
(d)	Foreign Venture Capital Investors		0	0	0	0	0	0	0	0	0	0	0	0	0	0	NA	NA	0
(e)	Foreign Portfolio Investors		0	0	0	0	0	0	0	0	0	0	0	0	0	0	NA	NA	0
(f)	Financial Institutions/Banks		0	0	0	0	0	0	0	0	0	0	0	0	0	0	NA	NA	0
(g)	Insurance Companies		0	0	0	0	0	0	0	0	0	0	0	0	0	0	NA	NA	0
(h)	Provident Funds/Pension Funds		0	0	0	0	0	0	0	0	0	0	0	0	0	0	NA	NA	0
(j)	Any Other		0	0	0	0	0	0	0	0	0	0	0	0	0	0			0
	Sub Total (B)(1)		0	0	0	0	0	0	0	0	0	0	0	0	0	0	NA	NA	0
(2)	Central Government/State Government(s)/President of India		0	0	0	0	0	0	0	0	0	0	0	0	0	0	NA	NA	0
	Sub Total (B)(2)		0	0	0	0	0	0	0	0	0	0	0	0	0	0	NA	NA	0
(3)	Non-Institutions		0	0	0	0	0	0	0	0	0	0	0	0	0	0			0
(a)	i.Individual shareholders holding nominal share capital up to Rs.2		0	0	0	0	0	0	0	0	0	0	0	0	0	0	NA	NA	0
	ii.Individual shareholders holding nominal share capital in excess of Rs. 2 Lakhs		0	0	0	0	0	0	0	0	0	0	0	0	0	0	NA	NA	0
			0	0	0	0	0	0	0	0	0	0	0	0	0	0			0
(b)	NBFCs Registered with RBI		0	0	0	0	0	0	0	0	0	0	0	0	0	0	NA	NA	0
(c)	Employee Trusts		0	0	0	0	0	0	0	0	0	0	0	0	0	0	NA	NA	0
(d)	Overseas Depositories (Holding DRs)(Balancing figure)		0	0	0	0	0	0	0	0	0	0	0	0	0	0	NA	NA	0
(e)	Any Other		0	0	0	0	0	0	0	0	0	0	0	0	0	0			0
	TRUSTS		0	0	0	0	0	0	0	0	0	0	0	0	0	0	NA	NA	0
	NON RESIDENT INDIANS		0	0	0	0	0	0	0	0	0	0	0	0	0	0	NA	NA	0
	CLEARING MEMBERS		0	0	0	0	0	0	0	0	0	0	0	0	0	0	NA	NA	0
	NON RESIDENT INDIAN NON REPATRIABLE		0	0	0	0	0	0	0	0	0	0	0	0	0	0	NA	NA	0
	BODIES CORPORATES		0	0	0	0	0	0	0	0	0	0	0	0	0	0	NA	NA	0
	I E P F		0	0	0	0	0	0	0	0	0	0	0	0	0	0	NA	NA	0
	Sub Total (B)(3)		0	0	0	0	0	0	0	0	0	0	0	0	0	0			0
	Total Public Shareholding (B) = (B)(1)+(B)(2)+(B)(3)		0	0	0	0	0	0	0	0	0	0	0	0	0	0			0



Handwritten signature

Table IV - Statement showing shareholding pattern of the Non Promoter - Non Public Shareholder

Category	Category & Name of the Shareholder	PAN	No of Shareholders	No of fully paid up equity shares held	No of Partly paid-up equity shares held	No of Shares Underlying Depository Receipts	Total No of Shares Held (IV+V+VI)	Shareholding as a % of total no of shares (A+B+C2)	Number of Voting Rights held in each class of securities			No of Shares Underlying Outstanding convertible securities (including Warrants)	Shareholding as a % assuming full conversion of convertible Securities (as a percentage of diluted share capital)	Number of Locked in Shares		Number of Shares pledged or otherwise encumbered		Number of equity shares held in dematerialized form	
									No of Voting Rights					Total as a % of (A+B+C)	No.	As a % of total Shares held	No.		As a % of total Shares held
									Class X	Class Y	Total								
	(I)	(II)	(III)	(IV)	(V)	(VI)	(VII)	(VIII)	(IX)			(X)	(XI)	(XII)		(XIII)		(XIV)	
(1)	Custodian/DR Holder		0	0	0	0	0	0.00	0	0	0	0.00	0	0.00	0	0.00	NA	NA	0
(2)	Employee Benefit Trust (under SEBI(Share based Employee Benefit) Regulations 2014)		0	0	0	0	0	0.00	0	0	0	0.00	0	0.00	0	0.00	NA	NA	0
	Total Non-Promoter-Non Public Shareholding (C) = (C)(1)+(C)(2)		0	0	0	0	0	0.00	0	0	0	0.00	0	0.00	0	0.00			0



[Handwritten Signature]

Shareholding Patter-Pre Scheme

1. Name of Listed Entity:Redtape Limited
2. Share Holding Pattern Filed under: Reg. 31(1)(b)
3. Declaration : The Listed entity is required to submit the following declaration to the extent of submission of information:

	Particulars	YES*	NO*
a	Whether the Listed Entity has issued any partly paid up shares		No
b	Whether the Listed Entity has issued any Convertible Securities or Warrants?		No
c	Whether the Listed Entity has any shares against which depository receipts are issued?		No
d	Whether the Listed Entity has any shares in locked-in?		No
e	Whether any shares held by promoters are pledge or otherwise encumbered?		No

*if the Listed Entity selectes the option 'NO' for the questions above, the columns for the partly paid up shares, Outstanding Convertible Securities/Warrants, depository receipts, locked-in shares, No of shares pledged or otherwise encumbered by promoters, as applicable, shall not be displayed at the time of dissemination on the Stock Exchange website. Also wherever there is 'No' declared by Listed entity in above table the values will be considered as 'Zero' by default on submission of the format of holding of specified securities.

- 4 The tabular format for disclosure of holding of specified securities is as follows:




Table I - Summary Statement holding of specified securities

Category	Category of Shareholder	No of Shareholders	No of fully paid up equity shares held	No of Partly paid-up equity shares held	No of Shares Underlying Depository Receipts	Total No of Shares Held (VII) = (IV)+(V)+(VI)	Shareholding as a % of total no of shares (As a % of (A+B+C2))	Number of Voting Rights held in each class of securities			No of Shares Underlying Outstanding convertible securities (Including Warrants)	Shareholding as a % assuming full conversion of convertible Securities (as a percentage of diluted share capital)	Number of Locked in Shares		Number of Shares pledged or otherwise encumbered		Number of equity shares held in dematerialized form	
								No of Voting Rights		Total as a % of (A+B+C)			No.	As a % of total Shares held	No.	As a % of total Shares held		
								Class X	Class Y	Total								
(i)	(ii)	(iii)	(iv)	(v)	(vi)	(vii)	(viii)	(ix)			(x)	(xi)	(xii)		(xiii)	(xiv)		
(A)	Promoter & Promoter Group	7	50000	0	0	50000	100.00	50000	0	50000	100.00	0	100.00	0	0.00	0	0.00	0
(B)	Public	0	0	0	0	0	0.00	0	0	0	0.00	0	0.00	0	0.00	NA	NA	0
(C)	Non Promoter-Non Public																	
(C1)	Shares underlying DRs	0	0	0	0	0	NA	0	0	0	0.00	0	NA	0	0.00	NA	NA	0
(C2)	Shares held by Employes Trusts	0	0	0	0	0	0.00	0	0	0	0.00	0	0.00	0	0.00	NA	NA	0
	Total:	7	50000	0	0	50000	100.00	50000	0	50000	100.00	0	100.00	0	0.00	0	0.00	0

Shyam




Table II - Statement showing shareholding pattern of the Promoter and Promoter Group

Category	Category & Name of the Shareholder	PAN	No of Shareholders	No of fully paid up equity shares held	No of Partly paid-up equity shares held	No of Shares Underlying Depository Receipts	Total No of Shares Held (IV+V+VI)	Shareholding as a % of total no of shares (calculated as per SCRR, 1957 (VIII) As a % of (A+B+C2)	Number of Voting Rights held in each class of securities			No of Shares Underlying Outstanding convertible securities (Including Warrants)	Shareholding as a % assuming full conversion of convertible Securities (as a percentage of diluted share capital) (VII)+(X) As a % of (A+B+C2)	Number of Locked in Shares		Number of Shares pledged or otherwise encumbered		Number of equity shares held in dematerialized form	
									No of Voting Rights					Total as a % of (A+B+C)	No.	As a % of total Shares held	No.		As a % of total Shares held
									Class X	Class Y	Total								
	(I)	(II)	(III)	(IV)	(V)	(VI)	(VII)	(VIII)	(IX)			(X)	(XI)	(XII)		(XIII)	(XIV)		
(1)	Indian																		
(a)	Individuals/Hindu undivided Family		6	49999	0	0	49999	99.99	49999	0	49999	99.99	0	99.99	0	0.00	0	0.00	0
	MIRZA INTERNATIONAL LIMITED	AAECM3626M	1	49994	0	0	49994	99.99	49994	0	49994	99.99	0	99.99	0	0.00	0	0.00	0
	TASNEEF AHMAD MIRZA *	AASPM7765J	1	1	0	0	1	0.00	1	0	1	0.00	0	0.00	0	0.00	0	0.00	0
	TAUSEEF AHMAD MIRZA *	AATPM8471A	1	1	0	0	1	0.00	1	0	1	0.00	0	0.00	0	0.00	0	0.00	0
	SHAHID AHMAD MIRZA *	AATPM8472D	1	1	0	0	1	0.00	1	0	1	0.00	0	0.00	0	0.00	0	0.00	0
	SHUJA MIRZA *	AFUPM2541P	1	1	0	0	1	0.00	1	0	1	0.00	0	0.00	0	0.00	0	0.00	0
	FARAZ MIRZA *	AKDPM5769M	1	1	0	0	1	0.00	1	0	1	0.00	0	0.00	0	0.00	0	0.00	0
(b)	Central Government/State Government(s)		0	0	0	0	0	0.00	0	0	0	0.00	0	0.00	0	0.00	0	0.00	0
(c)	Financial Institutions/Banks		0	0	0	0	0	0.00	0	0	0	0.00	0	0.00	0	0.00	0	0.00	0
(d)	Any Other		0	0	0	0	0	0.00	0	0	0	0.00	0	0.00	0	0.00	0	0.00	0
	Sub-Total (A)(1)		6	49999	0	0	49999	99.99	49999	0	49999	99.99	0	99.99	0	0.00	0	0.00	0
(2)	Foreign																		
(a)	Individuals/Foreign Individuals		1	1	0	0	1	0.01	1	0	1	0.01	0	0.01	0	0.00	0	0.00	0
	RASHID AHMAD MIRZA *	AASPM7764K	1	1	0	0	1	0.00	1	0	1	0.00	0	0.00	0	0.00	0	0.00	0
(b)	Government		0	0	0	0	0	0.00	0	0	0	0.00	0	0.00	0	0.00	0	0.00	0
(c)	Institutions		0	0	0	0	0	0.00	0	0	0	0.00	0	0.00	0	0.00	0	0.00	0
(d)	Foreign Portfolio Investor		0	0	0	0	0	0.00	0	0	0	0.00	0	0.00	0	0.00	0	0.00	0
(e)	Any Other		0	0	0	0	0	0.00	0	0	0	0.00	0	0.00	0	0.00	0	0.00	0
	Sub-Total (A)(2)		1	1	0	0	1	0.01	1	0	1	0.01	0	0.01	0	0.00	0	0.00	0
	Total Shareholding of Promoter and Promoter Group (A)=(A)(1)+(A)(2)		7	50000	0	0	50000	100.00	50000	0	50000	100.00	0	100.00	0	0.00	0	0.00	0

*Nominee Shareholders of Mirza International Limited




Table III - Statement showing shareholding pattern of the Public shareholder

Category	Category & Name of the Shareholder	PAN	No of Shareholders	No of fully paid up equity shares held	No of Partly paid-up equity shares held	No of Shares Underlying Depository Receipts	Total No of Shares Held (IV+V+VI)	Shareholding as a % of total no of shares (A+B+C2)	Number of Voting Rights held in each class of securities			No of Shares Underlying Outstanding convertible securities (Including Warrants)	Shareholding as a % assuming full conversion of convertible Securities (as a percentage of diluted share capital)	Number of Locked in Shares		Number of Shares pledged or otherwise encumbered		Number of equity shares held in dematerialized form
									No of Voting Rights		Total as a % of (A+B+C)			No.	As a % of total Shares held	No.	As a % of total Shares held	
									Class X	Class Y								
									(i)	(ii)	(iii)			(iv)	(v)	(vi)	(vii)	
(1)	Institutions																	
(a)	Mutual Funds		0	0	0	0	0	0	0	0	0	0	0	0	0.00	NA	NA	0
(b)	Venture Capital Funds		0	0	0	0	0	0	0	0	0	0	0	0.00	NA	NA	0	
(c)	Alternate Investment Funds		0	0	0	0	0	0	0	0	0	0	0	0.00	NA	NA	0	
(d)	Foreign Venture Capital Investors		0	0	0	0	0	0	0	0	0	0	0	0.00	NA	NA	0	
(e)	Foreign Portfolio Investors		0	0	0	0	0	0	0	0	0	0	0	0.00	NA	NA	0	
(f)	Financial Institutions/Banks		0	0	0	0	0	0	0	0	0	0	0	0.00	NA	NA	0	
(g)	Insurance Companies		0	0	0	0	0	0	0	0	0	0	0	0.00	NA	NA	0	
(h)	Provident Funds/Pension Funds		0	0	0	0	0	0	0	0	0	0	0	0.00	NA	NA	0	
(i)	Any Other		0	0	0	0	0	0	0	0	0	0	0	0.00	NA	NA	0	
	Sub Total (B)(1)		0	0	0	0	0	0	0	0	0	0	0	0.00	NA	NA	0	
(2)	Central Government/State		0	0	0	0	0	0	0	0	0	0	0	0.00	NA	NA	0	
	Sub Total (B)(2)		0	0	0	0	0	0	0	0	0	0	0	0.00	NA	NA	0	
(3)	Non-Institutions		0	0	0	0	0	0	0	0	0	0	0	0.00	NA	NA	0	
(a)	i. Individual shareholders		0	0	0	0	0	0	0	0	0	0	0	0.00	NA	NA	0	
	ii. Individual shareholders		0	0	0	0	0	0	0	0	0	0	0	0.00	NA	NA	0	
(b)	NBFCs Registered with RBI		0	0	0	0	0	0	0	0	0	0	0	0.00	NA	NA	0	
(c)	Employee Trusts		0	0	0	0	0	0	0	0	0	0	0	0.00	NA	NA	0	
(d)	Overseas Depositories (Holding)		0	0	0	0	0	0	0	0	0	0	0	0.00	NA	NA	0	
(e)	Any Other		0	0	0	0	0	0	0	0	0	0	0	0.00	NA	NA	0	
	TRUSTS		0	0	0	0	0	0	0	0	0	0	0	0.00	NA	NA	0	
	NON RESIDENT INDIANS		0	0	0	0	0	0	0	0	0	0	0	0.00	NA	NA	0	
	CLEARING MEMBERS		0	0	0	0	0	0	0	0	0	0	0	0.00	NA	NA	0	
	NON RESIDENT INDIAN NON		0	0	0	0	0	0	0	0	0	0	0	0.00	NA	NA	0	
	BODIES CORPORATES		0	0	0	0	0	0	0	0	0	0	0	0.00	NA	NA	0	
	I E P F		0	0	0	0	0	0	0	0	0	0	0	0.00	NA	NA	0	
	Sub Total (B)(3)		0	0	0	0	0	0	0	0	0	0	0	0.00			0	
	Total Public Shareholding (B) = (B)(1)+(B)(2)+(B)(3)		0	0	0	0	0	0	0	0	0	0	0	0.00			0	



Table IV - Statement showing shareholding pattern of the Non Promoter - Non Public Shareholder

Category	Category & Name of the Shareholder	PAN	No of Shareholders	No of fully paid up equity shares held	No of Partly paid-up equity shares held	No of Shares Underlying Depository Receipts	Total No of Shares Held (IV+V+VI)	Shareholding as a % of total no of shares (A+B+C2)	Number of Voting Rights held in each class of securities			No of Shares Underlying Outstanding convertible securities (Including Warrants)	Shareholding as a % assuming full conversion of convertible Securities (as a percentage of diluted share capital)	Number of Locked in Shares		Number of Shares pledged or otherwise encumbered		Number of equity shares held in dematerialized form	
									No of Voting Rights		Total as a % of (A+B+C)			No.	As a % of total Shares held	No.	As a % of total Shares held		
									Class X	Class Y	Total								
	(I)	(II)	(III)	(IV)	(V)	(VI)	(VII)	(VIII)	(IX)			(X)	(XI)	(XII)		(XIII)		(XIV)	
(1)	Custodian/DR Holder		0	0	0	0	0	0.00	0	0	0	0.00	0	0.00	0	0.00	NA	NA	0
(2)	Employee Benefit Trust (under SEBI(Share based Employee Benefit) Regulations 2014)		0	0	0	0	0	0.00	0	0	0	0.00	0	0.00	0	0.00	NA	NA	0
	Total Non-Promoter-Non Public Shareholding (C) = (C)(1)+(C)(2)		0	0	0	0	0	0.00	0	0	0	0.00	0	0.00	0	0.00			0



Shareholding Patter-Post Scheme

1. Name of Listed Entity: Redtape Limited
3. Share Holding Pattern Filed under: Reg. 31(1)(c)
4. Declaration : The Listed entity is required to submit the following declaration to the extent of submission of information:

	Particulars	YES*	NO*
a	Whether the Listed Entity has issued any partly paid up shares		NO
b	Whether the Listed Entity has issued any Convertible Securities or Warrants?	YES	
c	Whether the Listed Entity has any shares against which depository receipts are issued?		NO
d	Whether the Listed Entity has any shares in locked-in?		NO
e	Whether any shares held by promoters are pledge or otherwise encumbered?		NO

*If the Listed Entity selects the option 'NO' for the questions above, the columns for the partly paid up shares, Outstanding Convertible Securities/Warrants, depository receipts, locked-in shares, No of shares pledged or otherwise encumbered by promoters, as applicable, shall not be displayed at the time of dissemination on the Stock Exchange website. Also wherever there is 'No' declared by Listed entity in above table the values will be considered as 'Zero' by default on submission of the format of holding of specified securities.

5. The tabular format for disclosure of holding of specified securities is as follows:




Table I - Summary Statement holding of specified securities

Category	Category of Shareholder	No of Shareholders	No of fully paid up equity shares held	No of Partly paid-up equity shares held	No of Shares Underlying Depository Receipts	Total No of Shares Held (VII) = (IV)+(V)+(VI)	Shareholding as a % of total no of shares (As a % of (A+B+C2))	Number of Voting Rights held in each class of securities			No of Shares Underlying Outstanding convertible securities (Including Warrants)	Shareholding as a % assuming full conversion of convertible Securities (as a percentage of diluted share capital)	Number of Locked In Shares		Number of Shares pledged or otherwise encumbered		Number of equity shares held in dematerialized form	
								No of Voting Rights		Total as a % of (A+B+C)			No.	As a % of total Shares held	No.	As a % of total Shares held		
								Class X	Class Y	Total								
(i)	(ii)	(iii)	(iv)	(v)	(vi)	(vii)	(viii)	(ix)			(x)	(xi)	(xii)		(xiii)	(xiv)		
(A)	Promoter & Promoter Group	16	99446341	0	0	99446341	71.96	99446341	0	99446341	71.96	0	71.96	0	0.00	0	0.00	99446341
(B)	Public	64254	38755559	0	0	38755559	28.04	38755559	0	38755559	28.04	0	28.04	0	0.00	NA	NA	38276464
(C)	Non Promoter-Non Public																	
(C1)	Shares underlying DRs	0	0	0	0	0	NA	0	0	0	0.00	0	NA	0	0.00	NA	NA	0
(C2)	Shares held by Employees Trusts	0	0	0	0	0	0.00	0	0	0	0.00	0	0.00	0	0.00	NA	NA	0
	Total:	64270	138201900	0	0	138201900	100.00	138201900	0	138201900	100.00	0	100.00	0	0.00	0	0.00	137722805




Table II - Statement showing shareholding pattern of the Promoter and Promoter Group

Category	Category & Name of the Shareholder	PAN	No of Shareholders	No of fully paid up equity shares held	No of Partly paid up equity shares held	No of Shares Underlying Depository Receipts	Total No of Shares Held (IV+V+VI)	Shareholding as a % of total no of shares (calculated as per SCRR, 1957 (VIII) As a % of (A+B+C2)	Number of Voting Rights held in each class of securities			No of Shares Underlying Outstanding convertible securities (including Warrants)	Shareholding as a % assuming full conversion of convertible Securities (as a percentage of diluted share capital) (VII)+(X) As a % of (A+B+C2)	Number of Locked in Shares		Number of Shares pledged or otherwise encumbered		Number of equity shares held in dematerialized form	
									No of Voting Rights		Total as a % of (A+B+C)			No.	As a % of total Shares held	No.	As a % of total Shares held		
									Class X	Class Y	Total								
(I)	(II)	(III)	(IV)	(V)	(VI)	(VII)	(VIII)	(IX)			(X)	(XI)	(XII)		(XIII)	(XIV)			
(1)	Indian																		
(a)	Individuals/Hindu undivided Family		14	75360991	0	0	75360991	54.53	75360991	0	75360991	54.53	0	54.53	0	0.00	0	0.00	75360991
	FAUZIA MIRZA	AABPF7028C	1	3008450	0	0	3008450	2.18	3008450	0	3008450	2.18	0	2.18	0	0.00	0	0.00	3008450
	TASNEEF AHMAD MIRZA	AASPM7765J	1	17119364	0	0	17119364	12.39	17119364	0	17119364	12.39	0	12.39	0	0.00	0	0.00	17119364
	TAUSEEF AHMAD MIRZA	AATPM8471A	1	21156773	0	0	21156773	15.31	21156773	0	21156773	15.31	0	15.31	0	0.00	0	0.00	21156773
	SHAHID AHMAD MIRZA	AATPM8472D	1	13750373	0	0	13750373	9.95	13750373	0	13750373	9.95	0	9.95	0	0.00	0	0.00	13750373
	HAYA MIRZA	ABKPU3874B	1	30472	0	0	30472	0.02	30472	0	30472	0.02	0	0.02	0	0.00	0	0.00	30472
	SHUJA MIRZA	AFUPM2541P	1	10202099	0	0	10202099	7.38	10202099	0	10202099	7.38	0	7.38	0	0.00	0	0.00	10202099
	FIRDAUS AMIN	AHQPM7466F	1	50000	0	0	50000	0.04	50000	0	50000	0.04	0	0.00	0	0.00	0	0.00	50000
	IRAM MIRZA	AHQPM7468M	1	960500	0	0	960500	0.69	960500	0	960500	0.69	0	0.69	0	0.00	0	0.00	960500
	FARAZ MIRZA	AKDPM5769M	1	4798940	0	0	4798940	3.47	4798940	0	4798940	3.47	0	3.47	0	0.00	0	0.00	4798940
	RAMSHA RAHMAN	ANFPM7095K	1	100000	0	0	100000	0.07	100000	0	100000	0.07	0	0.07	0	0.00	0	0.00	100000
	MASTER MUSTAFA MIRZA	AOWPM3549J	1	500000	0	0	500000	0.36	500000	0	500000	0.36	0	0.36	0	0.00	0	0.00	500000
	MASTER FARZAN MIRZA	AOWPM3567N	1	500000	0	0	500000	0.36	500000	0	500000	0.36	0	0.36	0	0.00	0	0.00	500000
	AMAAN MIRZA	AOWPM3568D	1	447000	0	0	447000	0.32	447000	0	447000	0.32	0	0.32	0	0.00	0	0.00	447000
	IRSHAD MIRZA	AATPM4828M	1	2737020	0	0	2737020	1.99	2737020		2737020	1.99	0	1.99	0	0.00	0	0.00	2737020
(b)	Central Government/State Government(s)		0	0	0	0	0	0.00	0	0	0	0.00	0	0.00	0	0.00	0	0.00	0
(c)	Financial Institutions/Banks		0	0	0	0	0	0.00	0	0	0	0.00	0	0.00	0	0.00	0	0.00	0
(d)	Any Other		0	0	0	0	0	0.00	0	0	0	0.00	0	0.00	0	0.00	0	0.00	0
	Sub-Total (A)(1)		14	75360991	0	0	75360991	54.53	75360991	0	75360991	54.53	0	54.53	0	0.00	0	0.00	75360991
(2)	Foreign																		
(a)	Individuals (Non-Resident Individuals/Foreign Individuals)		2	24085350	0	0	24085350	17.43	24085350	0	24085350	17.43	0	17.43	0	0.00	0	0.00	24085350
	RASHID AHMAD MIRZA	AASPM7764K	1	18584500	0	0	18584500	13.45	18584500	0	18584500	13.45	0	13.45	0	0.00	0	0.00	18584500
	YASMIN MIRZA	AJOPM7729D	1	5500850	0	0	5500850	3.98	5500850	0	5500850	3.98	0	3.98	0	0.00	0	0.00	5500850
(b)	Government		0	0	0	0	0	0.00	0	0	0	0.00	0	0.00	0	0.00	0	0.00	0
(c)	Institutions		0	0	0	0	0	0.00	0	0	0	0.00	0	0.00	0	0.00	0	0.00	0
(d)	Foreign Portfolio Investor		0	0	0	0	0	0.00	0	0	0	0.00	0	0.00	0	0.00	0	0.00	0
(e)	Any Other		0	0	0	0	0	0.00	0	0	0	0.00	0	0.00	0	0.00	0	0.00	0
	Sub-Total (A)(2)		2	24085350	0	0	24085350	17.43	24085350	0	24085350	17.43	0	17.43	0	0.00	0	0.00	24085350
	Total Shareholding of Promoter and Promoter Group (A)=(A)(1)+(A)(2)		16	99446341	0	0	99446341	71.96	99446341	0	99446341	71.96	0	71.96	0	0.00	0	0.00	99446341




Table III - Statement showing shareholding pattern of the Public shareholder

Category	Category & Name of the Shareholder	PAN	No of Shareholders	No of fully paid up equity shares held	No of Partly paid-up equity shares held	No of Shares Underlying Depository Receipts	Total No of Shares Held (IV+V+VI)	Shareholding as a % of total no of shares (A+B+C2)	Number of Voting Rights held in each class of securities			No of Shares Underlying Outstanding convertible securities (Including Warrants)	Shareholding as a % assuming full conversion of convertible Securities (as a percentage of diluted share capital)	Number of Locked in Shares		Number of Shares pledged or otherwise encumbered		Number of equity shares held in dematerialized form	
									Class X	Class Y	Total			No.	As a %	No.	As a % of		
	(I)	(II)	(III)	(IV)	(V)	(VI)	(VII)	(VIII)	(IX)			(X)	(XI)	(XII)		(XIII)		(XIV)	
(1)	Institutions																		
(a)	Mutual Funds		2	4500	0	0	4500	0.00	4500	0	4500	0.00	0	0.00	0	0.00	NA	NA	4500
(b)	Venture Capital Funds		0	0	0	0	0	0.00	0	0	0	0.00	0	0.00	0	0.00	NA	NA	0
(c)	Alternate Investment Funds		0	0	0	0	0	0.00	0	0	0	0.00	0	0.00	0	0.00	NA	NA	0
(d)	Foreign Venture Capital Investors		0	0	0	0	0	0.00	0	0	0	0.00	0	0.00	0	0.00	NA	NA	0
(e)	Foreign Portfolio Investors		16	1990080	0	0	1990080	1.44	1990080	0	1990080	1.44	0	1.44	0	0.00	NA	NA	1990080
(f)	Financial Institutions/Banks		2	42495	0	0	42495	0.03	42495	0	42495	0.03	0	0.03	0	0.00	NA	NA	42495
(g)	Insurance Companies		0	0	0	0	0	0.00	0	0	0	0.00	0	0.00	0	0.00	NA	NA	0
(h)	Provident Funds/Pension Funds		0	0	0	0	0	0.00	0	0	0	0.00	0	0.00	0	0.00	NA	NA	0
(i)	Any Other							0.00				0.00		0.00					
	Sub Total (B)(1)		20	2037075	0	0	2037075	1.47	2037075	0	2037075	1.47	0	1.47	0	0.00	NA	NA	2037075
(2)	Central Government/State Government		0	0	0	0	0	0.00	0	0	0	0.00	0	0.00	0	0.00	NA	NA	0
	Sub Total (B)(2)		0	0	0	0	0	0.00	0	0	0	0.00	0	0.00	0	0.00	NA	NA	0
(3)	Non-Institutions							0.00				0.00		0.00					
(a)	i. Individual shareholders holding nominal		63141	28791788	0	0	28791788	20.83	28791788	0	28791788	20.83	0	20.83	0	0.00	NA	NA	28317193
	ii. Individual shareholders holding nominal		11	4028272	0	0	4028272	2.91	4028272	0	4028272	2.91	0	2.91	0	0.00	NA	NA	4028272
								0.00				0.00		0.00					
(b)	NBFCs Registered with RBI		1	7000	0	0	7000	0.01	7000	0	7000	0.01	0	0.01	0	0.00	NA	NA	7000
(c)	Employee Trusts		0	0	0	0	0	0.00	0	0	0	0.00	0	0.00	0	0.00	NA	NA	0
(d)	Overseas Depositories (Holding DRs)(Ba)		0	0	0	0	0	0.00	0	0	0	0.00	0	0.00	0	0.00	NA	NA	0
(e)	Any Other							0.00				0.00		0.00					
	TRUSTS		5	6100	0	0	6100	0.00	6100	0	6100	0.00	0	0.00	0	0.00	NA	NA	6100
	NON RESIDENT INDIANS		542	692736	0	0	692736	0.50	692736	0	692736	0.50	0	0.50	0	0.00	NA	NA	692736
	CLEARING MEMBERS		81	304736	0	0	304736	0.22	304736	0	304736	0.22	0	0.22	0	0.00	NA	NA	304736
	NON RESIDENT INDIAN NON REPATRIATED		221	1272359	0	0	1272359	0.92	1272359	0	1272359	0.92	0	0.92	0	0.00	NA	NA	1272359
	BODIES CORPORATES		231	1181575	0	0	1181575	0.85	1181575	0	1181575	0.85	0	0.85	0	0.00	NA	NA	1177075
	I E P F		1	433918	0	0	433918	0.31	433918	0	433918	0.31	0	0.31	0	0.00	NA	NA	433918
	Sub Total (B)(3)		64234	36718484	0	0	36718484	26.57	36718484	0	36718484	26.57	0	26.57	0	0.00			36299389
	Total Public Shareholding (B) = (B)(1)+(B)(2)+(B)(3)		64254	38755559	0	0	38755559	28.04	38755559	0	38755559	28.04	0	28.04	0	0.00			38276464



Table IV - Statement showing shareholding pattern of the Non Promoter - Non Public Shareholder

Category	Category & Name of the Shareholder	PAN	No of Shareholders	No of fully paid up equity shares held	No of Partly paid-up equity shares held	No of Shares Underlying Depository Receipts	Total No of Shares Held (IV+V+VI)	Shareholding as a % of total no of shares (A+B+C2)	Number of Voting Rights held in each class of securities			No of Shares Outstanding convertible securities (including Warrants)	Shareholding as a % assuming full conversion of convertible Securities (as a percentage of diluted share capital)	Number of Locked in Shares		Number of Shares pledged or otherwise encumbered		Number of equity shares held in dematerialized form	
									No of Voting Rights		Total as a % of (A+B+C)			No.	As a % of total Shares held	No.	As a % of total Shares held		
									Class X	Class Y	Total								
(I)	(II)	(III)	(IV)	(V)	(VI)	(VII)	(VIII)	(IX)			(X)	(XI)	(XII)		(XIII)	(XIV)			
(1)	Custodian/DR Holder		0	0	0	0	0	0.00	0	0	0	0.00	0	0.00	0	0.00	NA	NA	0
(2)	Employee Benefit Trust (under SEBI(Share based Employee Benefit) Regulations 2014)		0	0	0	0	0	0.00	0	0	0	0.00	0	0.00	0	0.00	NA	NA	0
	Total Non-Promoter-Non Public Shareholding (C) = (C)(1)+(C)(2)		0	0	0	0	0	0.00	0	0	0	0.00	0	0.00	0	0.00			0



Signature