

Format of Holding of Specified securities

1. Name of Listed Entity: MIRZA INTERNATIONAL LIMITED
2. Scrip Code/Name of Scrip/Class of Security: 526642
3. Share Holding Pattern Filed under: Reg. 31(1)(a)/Reg.31(1)(b)/Reg.31(1)(c)
 - a. if under 31(1)(b) then indicate the report for quarter ending
 - b. if under 31(1)(c) then indicate date of allotment/extinguishment
4. Declaration : The Listed entity is required to submit the following declaration to the extent of submission of information:

Particulars	YES*	NO*
a Whether the Listed Entity has issued any partly paid up shares		✓
b Whether the Listed Entity has issued any Convertible Securities or Warrants?		✓
c Whether the Listed Entity has any shares against which depository receipts are issued?		✓
d Whether the Listed Entity has any shares in locked-in?		✓
e Whether any shares held by promoters are pledge or otherwise encumbered?		✓

*if the Listed Entity selects the option 'NO' for the questions above, the columns for the partly paid up shares, Outstanding Convertible Securities/Warrants, depository receipts, locked-in shares, No of shares pledged or otherwise encumbered by promoters, as applicable, shall not be displayed at the time of dissemination on the Stock Exchange website. Also wherever there is 'No' declared by Listed entity in above table the values will be considered as 'Zero' by default on submission of the format of holding of specified securities.

- 5 The tabular format for disclosure of holding of specified securities is as follows:

Table I - Summary Statement holding of specified securities as on 31st December '2015

Category	Category of Shareholder	No of Shareholders	No of fully paid up equity shares held	No of Partly paid-up equity shares held	No of Shares Underlying Depository Receipts	Total No of Shares Held	Shareholding as a % of total no of shares	Number of Voting Rights held in each class of securities			No of Shares Underlying Outstanding convertible securities (Including Warrants)	Shareholding as a % assuming full conversion of convertible Securities (as a percentage of diluted share capital)	Number of Locked in Shares		Number of Shares pledged or otherwise encumbered		Number of equity shares held in dematerialized form	
								No of Voting Rights		Total as a % of (A+B+C)			No.	As a % of total	No.	As a % of total Shares		
								Class X	Class									Total
(I)	(II)	(III)	(IV)	(V)	(VI)	(VII)	(VIII)	(IX)			(X)	(XI)	(XII)		(XIII)	(XIV)		
(A)	Promoter & Promoter Group	21	61155981	0	0	61155981	65.97	61155981	0	61155981	65.97	0	65.97	0	0.00	0	0.00	61155981
(B)	Public	25021	31550019	0	0	31550019	34.03	31550019	0	31550019	34.03	0	34.03	0	0.00	NA	NA	30617652
(C)	Non Promoter-Non Public																	
(C1)	Shares underlying DRs	0	0	0	0	0	NA	0	0	0	0.00	0	NA	0	0.00	NA	NA	0
(C2)	Shares held by Employes Trusts	0	0	0	0	0	0.00	0	0	0	0.00	0	0.00	0	0.00	NA	NA	0
Total:		25042	92706000	0	0	92706000	100.00	92706000	0	92706000	100.00	0	100.00	0	0.00			91773633




Table II - Statement showing shareholding pattern of the Promoter and Promoter Group as on 31st December' 2015

Category	Category & Name of the Shareholder	PAN	No of Shares held	No of fully paid up equity shares held	No of Partly paid up equity shares held	No of Shares Underlying Depository Receipts	Total No of Shares Held (IV+V+VI)	Shareholding as a % of total no of shares (A+B+C2)	Number of Voting Rights held in each class of securities			No of Shares Underlying Outstanding convertible Securities (as a percentage of diluted share capital)	Shareholding as a % assuming full conversion of convertible Securities (as a percentage of diluted share capital)	Number of Locked in Shares		Number of Shares pledged or otherwise encumbered	Number of equity shares held in dematerialized form		
									Class X	Class Y	Total			No.	As a % of total Shares held			No.	As a % of total Shares held
	(I)	(II)	(III)	(IV)	(V)	(VI)	(VII)	(VIII)	(IX)			(X)	(XI)	(XII)	(XIII)	(XIV)			
(1)	Indian																		
(a)	Individuals/Hindu undivided Family		21	61155981	0	0	61155981	65.97	61155981	0	61155981	65.97	0	65.97	0	0.00	0	0.00	61155981
	FAUZIA MIRZA	AABPF7028C	1	3008450	0	0	3008450	3.25	3008450	0	3008450	3.25	0	3.25	0	0.00	0	0.00	3008450
	WASIA UROOJ	AABPU2862P	1	1000000	0	0	1000000	1.08	1000000	0	1000000	1.08	0	1.08	0	0.00	0	0.00	1000000
	MARIYA TARANNUM	AAFPT6870J	1	1000000	0	0	1000000	1.08	1000000	0	1000000	1.08	0	1.08	0	0.00	0	0.00	1000000
	RASHID AHMAD MIRZA	AASPM7764K	1	4413200	0	0	4413200	4.76	4413200	0	4413200	4.76	0	4.76	0	0.00	0	0.00	4413200
	TASNEEF AHMAD MIRZA	AASPM7765J	1	7728650	0	0	7728650	8.34	7728650	0	7728650	8.34	0	8.34	0	0.00	0	0.00	7728650
	IRSHAD MIRZA	AATPM4828M	2	7793541	0	0	7793541	8.41	7793541	0	7793541	8.41	0	8.41	0	0.00	0	0.00	7793541
	TAUSEEF AHMAD MIRZA	AATPM8471A	1	6944000	0	0	6944000	7.49	6944000	0	6944000	7.49	0	7.49	0	0.00	0	0.00	6944000
	SHAHID AHMAD MIRZA	AATPM8472D	1	4295750	0	0	4295750	4.63	4295750	0	4295750	4.63	0	4.63	0	0.00	0	0.00	4295750
	HUMA MIRZA	ACGPM9880J	1	2079800	0	0	2079800	2.24	2079800	0	2079800	2.24	0	2.24	0	0.00	0	0.00	2079800
	JAMIL ARA BEGUM	ADAPB8505E	1	3397450	0	0	3397450	3.66	3397450	0	3397450	3.66	0	3.66	0	0.00	0	0.00	3397450
	IRAM MIRZA	AHOPM7468M	1	939500	0	0	939500	1.01	939500	0	939500	1.01	0	1.01	0	0.00	0	0.00	939500
	YASMIN MIRZA	AJOPM7729D	1	11300850	0	0	11300850	12.19	11300850	0	11300850	12.19	0	12.19	0	0.00	0	0.00	11300850
	FARAZ MIRZA	AKDPM5769M	1	3418940	0	0	3418940	3.69	3418940	0	3418940	3.69	0	3.69	0	0.00	0	0.00	3418940
	HIBA MIRZA	AOWPM3548K	1	750000	0	0	750000	0.81	750000	0	750000	0.81	0	0.81	0	0.00	0	0.00	750000
	MASTER MUSTAFA MIRZA	AOWPM3549J	1	500000	0	0	500000	0.54	500000	0	500000	0.54	0	0.54	0	0.00	0	0.00	500000
	SARA MIRZA	AOWPM3566P	1	750000	0	0	750000	0.81	750000	0	750000	0.81	0	0.81	0	0.00	0	0.00	750000
	MASTER FARZAN MIRZA	AOWPM3567N	1	500000	0	0	500000	0.54	500000	0	500000	0.54	0	0.54	0	0.00	0	0.00	500000
	AMAAN MIRZA	AOWPM3568D	1	447000	0	0	447000	0.48	447000	0	447000	0.48	0	0.48	0	0.00	0	0.00	447000
	FAIZA MIRZA	AOWPM3569C	1	566850	0	0	566850	0.61	566850	0	566850	0.61	0	0.61	0	0.00	0	0.00	566850
	YUSRA MIRZA	AOWPM3571N	1	322000	0	0	322000	0.35	322000	0	322000	0.35	0	0.35	0	0.00	0	0.00	322000
(b)	Central Government/State Government(s)		0	0	0	0	0	0.00	0	0	0	0.00	0	0.00	0	0.00	0	0.00	0
(c)	Financial Institutions/Banks		0	0	0	0	0	0.00	0	0	0	0.00	0	0.00	0	0.00	0	0.00	0
(d)	Any Other		0	0	0	0	0	0.00	0	0	0	0.00	0	0.00	0	0.00	0	0.00	0
	Sub-Total (A)(1)		21	61155981	0	0	61155981	65.97	61155981	0	61155981	65.97	0	65.97	0	0.00	0	0.00	61155981
(2)	Foreign																		
(a)	Individuals (Non-Resident Individuals/Foreign Individuals)		0	0	0	0	0	0.00	0	0	0	0.00	0	0.00	0	0.00	0	0.00	0
(b)	Government		0	0	0	0	0	0.00	0	0	0	0.00	0	0.00	0	0.00	0	0.00	0
(c)	Institutions		0	0	0	0	0	0.00	0	0	0	0.00	0	0.00	0	0.00	0	0.00	0
(d)	Foreign Portfolio Investor		0	0	0	0	0	0.00	0	0	0	0.00	0	0.00	0	0.00	0	0.00	0
(e)	Any Other		0	0	0	0	0	0.00	0	0	0	0.00	0	0.00	0	0.00	0	0.00	0
	Sub-Total (A)(2)		0	0	0	0	0	0.00	0	0	0	0.00	0	0.00	0	0.00	0	0.00	0
	Total Shareholding of Promoter and Promoter Group (A)=(A)(1)+(A)(2)		21	61155981	0	0	61155981	65.97	61155981	0	61155981	65.97	0	65.97	0	0.00	0	0.00	61155981




Table III - Statement showing shareholding pattern of the Public shareholder as on 31.12.2015

Category	Category & Name of the Shareholder	PAN	No of Shareholders	No of fully paid up equity shares held	No of Partly paid-up equity shares held	No of Shares Underlying Depository Receipts	Total No of Shares Held (IV+V+VI)	Shareholding as a % of total no of shares (A+B+C2)	Number of Voting Rights held in each class of securities			No of Shares Underlying Outstanding convertible securities (including dilution)	Shareholding as a % assuming full conversion of convertible securities (as a percentage of diluted share capital)	Number of Locked in Shares		Number of Shares pledged or otherwise encumbered		Number of equity shares held in dematerialized form	
									Class X	Class Y	Total			No.	As a % of total Shares held	No.	As a % of total Shares held		
(1)	(II)	(III)	(IV)	(V)	(VI)	(VII)	(VIII)	(IX)	(X)	(XI)	(XII)	(XIII)	(XIV)						
(a)	Institutions																		
(a)	Mutual Funds		4	1247823	0	0	1247823	1.35	1247823										
	HSBC MIDCAP EQUITY FUND	AAATH2467G	1	1242323	0	0	1242323	1.34	1242323	0	1242323	1.34	0	1.34	0	0.00	NA	NA	1242323
(b)	Venture Capital Funds		0	0	0	0	0	0.00	0	0	0	0.00	0	0.00	0	0.00	NA	NA	0
(c)	Alternate Investment Funds		0	0	0	0	0	0.00	0	0	0	0.00	0	0.00	0	0.00	NA	NA	0
(d)	Foreign Venture Capital Investors		0	0	0	0	0	0.00	0	0	0	0.00	0	0.00	0	0.00	NA	NA	0
(e)	Foreign Portfolio Investors		13	826340	0	0	826340	0.89	826340	0	826340	0.89	0	0.89	0	0.00	NA	NA	826340
(f)	Financial Institutions/Banks		4	136742	0	0	136742	0.15	136742	0	136742	0.15	0	0.15	0	0.00	NA	NA	136742
(g)	Insurance Companies		0	0	0	0	0	0.00	0	0	0	0.00	0	0.00	0	0.00	NA	NA	0
(h)	Provident Funds/Pension Funds		0	0	0	0	0	0.00	0	0	0	0.00	0	0.00	0	0.00	NA	NA	0
(i)	Any Other																		
	Sub Total (B)(1)		21	2210905	0	0	2210905	2.38	2210905	0	2210905	2.38	0	2.38	0	0.00	NA	NA	2209905
(2)	Central Government/State Government(s)/President of India		0	0	0	0	0	0.00	0	0	0	0.00	0	0.00	0	0.00	NA	NA	0
	Sub Total (B)(2)		0	0	0	0	0	0.00	0	0	0	0.00	0	0.00	0	0.00	NA	NA	0
(3)	Non-Institutions																		
(a)	i. Individual shareholders holding nominal share capital up to Rs.2 lakhs		23842	15441830	0	0	15441830	16.66	15441830	0	15441830	16.66	0	16.66		0.00	NA	NA	14518963
	ii. Individual shareholders holding nominal share capital in excess of Rs. 2 L		13	2873423	0	0	2873423	3.10	2873423	0	2873423	3.10	0	3.10		0.00	NA	NA	2873423
(b)	NBFCs Registered with RBI		7	64985	0	0	64985	0.07	64985	0	64985	0.07	0	0.07	0	0.00	NA	NA	64985
(c)	Employee Trusts		0	0	0	0	0	0.00	0	0	0	0.00	0	0.00	0	0.00	NA	NA	0
(d)	Overseas Depositories (Holding DRs)(Balancing figure)		0	0	0	0	0	0.00	0	0	0	0.00	0	0.00	0	0.00	NA	NA	0
(e)	Any Other																		
	TRUSTS		1	2500	0	0	2500	0.00	2500	0	2500	0.00	0	0.00	0	0.00	NA	NA	2500
	NON RESIDENT INDIANS		412	889879	0	0	889879	0.96	889879	0	889879	0.96	0	0.96	0	0.00	NA	NA	889879
	CLEARING MEMBERS		109	147925	0	0	147925	0.16	147925	0	147925	0.16	0	0.16	0	0.00	NA	NA	147925
	BODIES CORPORATES		616	9918572	0	0	9918572	10.70	9918572	0	9918572	10.70	0	10.70	0	0.00	NA	NA	9910072
	Sub Total (B)(3)		25000	29339114	0	0	29339114	31.65	29339114	0	29339114	31.65	0	31.65	0	0.00			28407747
	Total Public Shareholding (B) = (B)(1)+(B)(2)+(B)(3)		25021	31550019	0	0	31550019	34.03	31550019	0	31550019	34.03	0	34.03	0	0.00			30617652




Table IV - Statement showing shareholding pattern of the Non Promoter - Non Public Shareholder

as on 31st Dec. 2015

Category	Category & Name of the Shareholder	PAN	No of Shareholders	No of fully paid up equity shares held	No of Partly paid-up equity shares held	No of Shares Underlying Depository Receipts	Total No of Shares Held (IV+V+VI)	Shareholding as a % of total shares (A+B+C2)	Number of Voting Rights held in each class of securities			No of Shares Underlying Outstanding convertible securities (Including Warrants)	Shareholding as a % assuming full conversion of convertible Securities (as a percentage of diluted)	Number of Locked in Shares		Number of Shares pledged or otherwise encumbered		Number of equity shares held in dematerialized form	
									No of Voting Rights					No.	As a % of total Shares held	No.	As a % of total Shares held		
									Class X	Class Y	Total								
	(I)	(II)	(III)	(IV)	(V)	(VI)	(VII)	(VIII)	(IX)			(X)	(XI)	(XII)		(XIII)		(XIV)	
(1)	Custodian/DR Holder		0	0	0	0	0	0.00	0	0	0	0.00	0	0.00	0	0.00	NA	NA	0
(2)	Employee Benefit Trust (under SEBI(Share based Employee Benefit) Regulations 2014)		0	0	0	0	0	0.00	0	0	0	0.00	0	0.00	0	0.00	NA	NA	0
	Total Non-Promoter-Non Public Shareholding (C) = (C)(1)+(C		0	0	0	0	0	0.00	0	0	0	0.00	0	0.00	0	0.00			0

